



CITY of CLOVIS

AGENDA • CITY COUNCIL MEETING

Council Chamber, 1033 Fifth Street, Clovis, CA 93612 (559) 324-2060
www.cityofclovis.com

June 13, 2022

6:00 PM

Council Chamber

In compliance with the Americans with Disabilities Act, if you need special assistance to access the City Council Chamber to participate at this meeting, please contact the City Clerk or General Services Director at (559) 324-2060 (TTY – 711). Notification 48 hours prior to the meeting will enable the City to make reasonable arrangements to ensure accessibility to the Council Chamber.

The Clovis City Council meetings are open to the public at the physical address listed above. There are numerous ways to participate in the City Council meetings: you are able to attend in person; you may submit written comments as described below; you may participate by calling in by phone (see “Verbal Comments” below); and you may view the meeting which is webcast and accessed at www.cityofclovis.com/agendas.

Written Comments

- Members of the public are encouraged to submit written comments at: www.cityofclovis.com/agendas at least two (2) hours before the meeting (4:00 p.m.). You will be prompted to provide:

- Council Meeting Date
- Item Number
- Name
- Email
- Comment



- Please submit a separate form for each item you are commenting on.
- A copy of your written comment will be provided to the City Council noting the item number. If you wish to make a verbal comment, please see instructions below.
- Please be aware that any written comments received that do not specify a particular agenda item will be marked for the general public comment portion of the agenda.
- If a written comment is received after 4:00 p.m. on the day of the meeting, efforts will be made to provide the comment to the City Council during the meeting. However, staff cannot guarantee that written comments received after 4:00 p.m. will be provided to City Council during the meeting. All written comments received prior to the end of the meeting will be made part of the record of proceedings.

Verbal Comments

- If you wish to speak to the Council on an item by telephone, you should contact the City Clerk at (559) 324-2060 no later than 4:00 p.m. the day of the meeting.
- You will be asked to provide your name, phone number, and your email. You will be emailed instructions to log into Webex to participate in the meeting. Staff recommends participants log into the Webex at 5:30 p.m. the day of the meeting to perform an audio check.
- All callers will be placed on mute, and at the appropriate time for your comment your microphone will be unmuted.
- In order for everyone to be heard, please limit your comments to 5 minutes or less, or 10 minutes per topic

Webex Participation

- Reasonable efforts will be made to allow written and verbal comment from a participant communicating with the host of the virtual meeting. To do so, a participant will need to chat with the host and request to make a written or verbal comment. The host will make reasonable efforts to make written and verbal comments available to the City Council. Due to the new untested format of these meetings, the City cannot guarantee that these written and verbal comments initiated via chat will occur. Participants desiring to make a verbal comment via chat will need to ensure that they accessed the meeting with audio transmission capabilities.

CALL TO ORDER

FLAG SALUTE - Councilmember Ashbeck

ROLL CALL

PUBLIC COMMENTS - This is an opportunity for the members of the public to address the City Council on any matter within the City Council's jurisdiction that is not listed on the Agenda. In order for everyone to be heard, please limit your comments to 5 minutes or less, or 10 minutes per topic. Anyone wishing to be placed on the Agenda for a specific topic should contact the City Manager's office and submit correspondence at least 10 days before the desired date of appearance.

ORDINANCES AND RESOLUTIONS - With respect to the approval of resolutions and ordinances, the reading of the title shall be deemed a motion to waive a reading of the complete resolution or ordinance and unless there is a request by a Councilmember that the resolution or ordinance be read in full, further reading of the resolution or ordinance shall be deemed waived by unanimous consent of the Council.

CONSENT CALENDAR - Items considered routine in nature are to be placed upon the Consent Calendar. They will all be considered and voted upon in one vote as one item unless a Councilmember requests individual consideration. A Councilmember's vote in favor of the Consent Calendar is considered and recorded as a separate affirmative vote in favor of each action listed. Motions in favor of adoption of the Consent Calendar are deemed to include a motion to waive the reading of any ordinance or resolution on the Consent Calendar. For adoption of

ordinances, only those that have received a unanimous vote upon introduction are considered Consent items.

- [1.](#) Administration - Approval - Minutes from the June 6, 2022, Council Meeting.
- [2.](#) Finance – Receive and File – Investment Report for the Month of February 2022.
- [3.](#) Finance – Receive and File – Treasurer’s Report for the Month of February 2022.
- [4.](#) Finance – Receive and File – Investment Report for the Month of March 2022.
- [5.](#) Finance – Receive and File – Treasurer’s Report for the Month of March 2022.
- [6.](#) Planning and Development Services – Approval – Res. 22-____, Final Map Tract 6339, located at the northwest corner of North Locan Avenue and Teague Avenue (Granville Homes, Inc.).
- [7.](#) Planning and Development Services – Approval – Res. 22-____, Annexation of Proposed Tract 6339, located at the northwest corner of North Locan Avenue and Teague Avenue to the Landscape Maintenance District No. 1 of the City of Clovis (Granville Homes, Inc.).

PUBLIC HEARINGS - A public hearing is an open consideration within a regular or special meeting of the City Council, for which special notice has been given and may be required. When a public hearing is continued, noticing of the adjourned item is required as per Government Code 54955.1.

- [8.](#) Consider Introduction – Ord. 22-____, An ordinance amending section 3.3.403 of the Clovis Municipal Code pertaining to the increase of the Transient Occupancy Tax rate.

Staff: John Holt, City Manager

Recommendation: Approve

- [9.](#) Consider Review and Approval - Res. 22-____, 2022-2023 City of Clovis Annual Budget, Five Year Capital Improvement Program, and Information regarding the Clovis Successor Agency.

- a) Finance Department (Jay Schengel)
- b) City Council/City Attorney/City Manager/City Clerk (Andrew Haussler/Karey Cha/Jesse Velez)
- c) Police Department (Curt Fleming)
- d) Fire Department (John Binaski)
- e) Public Utilities Department (Scott Redelfs)
- f) Planning and Development Services/Community Investment Program (Renee Mathis)
- g) General Services (Shonna Halterman)
- h) Community and Economic Development/Successor Agency (Andrew Haussler)

Recommendation: Approve

CITY MANAGER COMMENTS

COUNCIL COMMENTS

CLOSED SESSION - A “closed door” (not public) City Council meeting, allowed by State law, for consideration of pending legal matters and certain matters related to personnel and real estate transactions.

- 10. Government Code Section 54957.6
CONFERENCE WITH LABOR NEGOTIATORS
Agency Designated Representatives: John Holt, Andrew Haussler, Jeffrey Blanks, Shonna Halterman, Lori Shively, Scott G. Cross, Mary Lerner, John Binaski, Curt Fleming.
Employee Organization: Clovis Police Officers Association, Clovis Firefighters Association, Clovis Employees Association, Clovis Public Works Employees Association, Clovis Public Safety Employees Association, Clovis Professional and Technical Employees Association, Clovis Transit Employees Bargaining Unit, Clovis Technical and Financial Professionals Association, and Unrepresented Employee: Management Employees

ADJOURNMENT

MEETINGS AND KEY ISSUES

Regular City Council Meetings are held at 6:00 P.M. in the Council Chamber. The following are future meeting dates:

- June 20, 2022 (Mon.)
- July 5, 2022 (Tue.)
- July 11, 2022 (Mon.)
- July 18, 2022 (Mon.)
- Aug. 1, 2022 (Mon.)
- Aug. 2 (Mon.) - Sep. 5 (Mon.) Summer Recess

CLOVIS CITY COUNCIL MEETING

June 6, 2022

6:00 P.M.

Council Chamber

Meeting called to order by Mayor Flores at 6:01
Flag Salute led by Councilmember Whalen

Roll Call: Present: Councilmembers Ashbeck, Bessinger, Mouanoutoua, Whalen
Mayor Flores

PRESENTATION – 6:02

6:02 – ITEM 1 - PRESENTATION OF PROCLAMATION DECLARING JUNE AS MEN'S HEALTH MONTH.

The City Council presented a proclamation encouraging spreading awareness for men's health and proclaimed the month of June at Men's Health Month.

PUBLIC COMMENTS – 6:06

None.

CONSENT CALENDAR – 6:07

Councilmember Bessinger identified a conflict of interest with Item 7 due to owning property within 1000 feet of the project and will abstain from voting on the item.

Motion by Councilmember Ashbeck, seconded by Councilmember Bessinger, that items the Consent Calendar, with the exception of Item 7, be approved. Motion carried by unanimous vote.

2. Administration - Approved - Minutes from the May 16, 2022, Council Meeting.
3. Planning and Development Services - Approved – Final Acceptance for CIP 21-23 Bus Bay at Department of Social Services.
4. Planning and Development Services – Approved – Bid Award for CIP 20-05, Video Vehicle Detection Replacement
5. Planning and Development Services - Approved – **Res. 22-46**, Final Map Tract 6277, located at the northeast corner of North Locan Avenue and Teague Avenue (Tarlton Fresno, LLC).
6. Planning and Development Services – Approved – **Res. 22-47**, Annexation of Proposed Tract 6277, located at the northeast corner of N Locan Avenue and Teague Avenue to the Landscape Maintenance District No. 1. (Tarlton Fresno, LLC).
7. Public Utilities – Approved – Contract Award for CIP 22-03, Dry Creek Playground Resurfacing; and Approved – Authorize the City Manager to Execute the Contract on Behalf of the City.

Motion for approval by Councilmember Ashbeck, seconded by Councilmember Whalen. Motion carried 4-0-0-1, with Councilmember Bessinger abstaining.

PUBLIC HEARINGS – 6:11

6:11 – ITEM 8 - APPROVED - **RES. 22-48**, A RESOLUTION APPROVING THE BALLOT DESCRIPTION FOR THE PROPOSED TRANSIENT OCCUPANCY TAX FOR THE NOVEMBER 2022 ELECTION.

- A. CALLING AND GIVING NOTICE OF THE NOVEMBER 8, 2022, GENERAL MUNICIPAL ELECTION TO PRESENT A GENERAL TAX MEASURE PROPOSING A TWO PERCENT (2%) INCREASE TO THE CITY'S TRANSIENT OCCUPANCY TAX (TOT OR HOTEL TAX);
- B. REQUESTING CONSOLIDATION OF THE CLOVIS MUNICIPAL ELECTION WITH THE STATEWIDE GENERAL ELECTION TO BE HELD ON THE SAME DATE;
- C. REQUESTING THAT THE FRESNO COUNTY BOARD OF SUPERVISORS AUTHORIZE THE FRESNO COUNTY CLERK TO RENDER SPECIFIED SERVICES TO THE CITY OF CLOVIS RELATING TO THE CONDUCT OF THE GENERAL MUNICIPAL ELECTION;
- D. APPROVING THE PROPOSED BALLOT MEASURE DESCRIPTION;
- E. AUTHORIZING THE CITY ATTORNEY TO PREPARE THE IMPARTIAL ANALYSIS.

Greg Newman, shared that the Citizens' Advisory Committee, Tourism Activities Committee, and the Hoteliers group supports the 2% TOT increase and believe that is worth pursuing to stay the safest city in the valley.

Motion for approval by Councilmember Whalen, seconded by Councilmember Bessinger. Motion carried 4-1, with Councilmember Ashbeck voting no.

6:40 – ITEM 9 – APPROVED ACTIONS RELATED TO ANNEXATION OF TERRITORY (ANNEXATION #73, T6208 – NORTHWEST CORNER DAKOTA/HIGHLAND, T6203 – NORTHWEST CORNER DAKOTA/THOMPSON, T6161 – SOUTHEAST CORNER ASHLAN/THOMPSON, & T6340 SOUTHEAST CORNER ASHLAN/THOMPSON) TO THE CITY OF CLOVIS COMMUNITY FACILITIES DISTRICT NO. 2004-1 (POLICE AND FIRE SERVICES).

- A. APPROVED - **RES. 22-49**, A RESOLUTION ANNEXING TERRITORY (ANNEXATION #73) (T6208 – NORTHWEST CORNER DAKOTA/HIGHLAND, T6203 – NORTHWEST CORNER DAKOTA/THOMPSON, T6161 – SOUTHEAST CORNER ASHLAN/THOMPSON, & T6340 SOUTHEAST CORNER ASHLAN/THOMPSON) TO THE CITY OF CLOVIS COMMUNITY FACILITIES DISTRICT NO. 2004-1 (POLICE AND FIRE SERVICES) AND CALLING A SPECIAL LANDOWNER ELECTION TO ANNEX TERRITORY (ANNEXATION #73) TO CITY OF CLOVIS COMMUNITY FACILITIES DISTRICT NO. 2004-1 (POLICE AND FIRE SERVICES).

Motion for approval by Councilmember Ashbeck, seconded by Councilmember Whalen. Motion carried by unanimous vote.

- B. APPROVED - **RES. 22-50**, A RESOLUTION OF THE CITY OF CLOVIS DECLARING THE RESULTS OF A SPECIAL LANDOWNER ELECTION AND DIRECTING RECORDING OF THE NOTICE OF SPECIAL TAX LIEN FOR CITY OF CLOVIS COMMUNITY FACILITIES DISTRICT NO. 2004-1 (POLICE AND FIRE SERVICES).

Motion for approval by Councilmember Ashbeck, seconded by Councilmember Whalen.
Motion carried by unanimous vote.

- 6:45 – ITEM 10 - APPROVED – DECLARE RESULTS OF ELECTION REGARDING AN ASSESSMENT INCREASE IN LANDSCAPE MAINTENANCE DISTRICT NO. 1; AND **RES. 22-51**, A RESOLUTION CONFIRMING THE DIAGRAM AND ASSESSMENTS FOR THE 2022-23 ANNUAL LEVY FOR LANDSCAPE MAINTENANCE DISTRICT NO. 1

Motion for approval by Councilmember Whalen, seconded by Councilmember Ashbeck.
Motion carried by unanimous vote.

ADMINISTRATIVE ITEMS – 6:53

- 6:53 – ITEM 11 – A REQUEST FROM CLOVIS-BIG DRY CREEK HISTORICAL SOCIETY FOR THE CITY COUNCIL TO CREATE A HISTORICAL PERSEVERATION COMMISSION.

Sayre Miller, commented on her commitment to preserving and maintaining the historic buildings in the community and expressed strong interest in the 1914 Carnegie Library building – now the Clovis Chamber of Commerce building. She also encouraged Council to form a committee to study best options for pursuing historical preservation of buildings in Clovis.

Greg Newman, shared that he is in support of an advisory committee but asked Council to be cautious of the taking away property owner rights.

Council directed staff to prepare materials related to establishing the Advisory Board as described in the Clovis Municipal Code 9.120.020, and to return to Council for action and approval.

COUNCIL ITEMS – 7:37

- 7:37 – ITEM 12 - APPROVED – TO SUBMIT A LETTER OF OPPOSITION FOR ASSEMBLY BILL 2550- ARAMBULA, STATE AIR RESOURCES BOARD: SAN JOAQUIN VALLEY AIR POLLUTION CONTROL DISTRICT: NONATTAINMENT.

Motion for approval by Councilmember Bessinger, seconded by Councilmember Ashbeck.
Motion carried by unanimous vote.

7:48 – ITEM 13 - APPROVED – TO SUBMIT A LETTER OF OPPOSITION FOR ASSEMBLY BILL 2011- WICKS, AFFORDABLE HOUSING AND HIGH ROAD JOBS ACT OF 2022.

Motion for approval by Councilmember Ashbeck, seconded by Councilmember Bessinger.
Motion carried by unanimous vote.

CITY MANAGER COMMENTS – 7:54

COUNCIL COMMENTS – 7:55

CLOSED SESSION – 8:04

ITEM 14 - GOVERNMENT CODE SECTION 54957.6 CONFERENCE WITH LABOR NEGOTIATORS AGENCY DESIGNATED REPRESENTATIVES: JOHN HOLT, ANDREW HAUSSLER, JEFFREY BLANKS, SHONNA HALTERMAN, LORI SHIVELY, SCOTT G. CROSS, MARY LERNER, JOHN BINASKI, CURT FLEMING. EMPLOYEE ORGANIZATION: CLOVIS POLICE OFFICERS ASSOCIATION, CLOVIS FIREFIGHTERS ASSOCIATION, CLOVIS EMPLOYEES ASSOCIATION, CLOVIS PUBLIC WORKS EMPLOYEES ASSOCIATION, CLOVIS PUBLIC SAFETY EMPLOYEES ASSOCIATION, CLOVIS PROFESSIONAL AND TECHNICAL EMPLOYEES ASSOCIATION, CLOVIS TRANSIT EMPLOYEES BARGAINING UNIT, CLOVIS TECHNICAL AND FINANCIAL PROFESSIONALS ASSOCIATION, AND UNREPRESENTED EMPLOYEE: MANAGEMENT EMPLOYEES

ITEM 15 - GOVERNMENT CODE SECTION 54957 PUBLIC EMPLOYEE PERFORMANCE EVALUATION TITLE: CITY MANAGER

Mayor Flores adjourned the meeting of the Council to June 13, 2022

Meeting adjourned: 9:50 p.m.

Mayor

City Clerk



CITY *of* CLOVIS

REPORT TO THE CITY COUNCIL

TO: Mayor and City Council
FROM: Finance Department
DATE: June 13, 2022
SUBJECT: Finance – Receive and File – Investment Report for the Month of February 2022.

ATTACHMENTS:

1. Distribution of Investments
2. Monthly Investment Transactions
3. Certificates of Deposit
4. Municipal Securities
5. Graph of February 28, 2022 Treasury Rates

Attached is the Investment Report for the month of February 2022. Shown in Attachment 1 is the distribution of investments which lists all the individual securities owned by the City with the book and market values. Book value is the actual price paid for the investment. Market value is the amount that the investment is worth if sold in the open market. The market value (which fluctuates daily) that is used in the report is as of the last working day of the month. Attachment 2 reflects the monthly investment transactions for the month of February 2022. Attachment 3 lists the certificates of deposit. Attachment 4 lists the municipal securities. Attachment 5 is a graph of Treasury rates on February 28, 2022.

The investment of the City's funds is performed in accordance with the adopted Investment Policy. Funds are invested with the following objectives in mind:

1. Assets are invested in adherence with the safeguards and diversity of a prudent investor.
2. The portfolio is invested in a manner consistent with the primary emphasis on preservation of the principal, while attaining a high rate of return consistent with this guideline. Trading of securities for the sole purpose of realizing trading profits is prohibited.
3. Sufficient liquidity is maintained to provide a source for anticipated financial obligations as they become due.

4. Investments may be made, consistent with the Investment Policy Guidelines, in fixed income securities maturing in three years or less and can be extended to five years with the City Manager's approval.

The Finance Department invests the City's assets with an expectation of achieving a total rate of return at a level that exceeds the annualized rate of return on short-term government guaranteed or insured obligations (90-day Treasury bills) and to assure that the principal is preserved with minimal risk of depreciation or loss. In periods of rising interest rates, the City of Clovis portfolio return may be less than that of the annualized 90-day Treasury bill. In periods of decreasing interest rates, the City of Clovis portfolio return may be greater than the annualized 90-day Treasury bill. The current 90-day Treasury bill rate (annualized) is 0.06%. The rate of return for the City of Clovis portfolio is 0.93%. The goal for the City of Clovis investment return is 120% of the 90-day Treasury bill rate. The current rate of return is 1,548% of the Treasury bill rate.

In accordance with the Investment Policy, the investment period on each investment does not exceed three years and can be extended to five years with the City Manager's approval. As of February 2022, the average investment life of the City's investment portfolio is 1.00 years.

Current Investment Environment and Philosophy

During the month of February 2022, the federal funds rate remained at 0.00%-0.25%. On February 28, 2022, the Treasury yield curve increased from 3-month to 10-year notes.

Certificates of Deposit (CD's)

The City purchases both negotiable and non-negotiable Certificates of Deposit (CD's). Although negotiable CD's can be traded, it is the City's policy to buy and hold all CD's. Negotiable CD's are held by U.S. Bank, a third party custodian. Non-negotiable CD's are held in the City's safe.

Purchases and Maturities

- 1 government security totaling \$4,000,000 was purchased.
- 0 government securities were called or matured.
- 0 certificates of deposit were purchased.
- 2 certificates of deposit totaling \$490,000 matured.
- 0 municipal securities were purchased.

Market Environment

- During February the federal funds rate remained at 0.00%-0.25%.
- On February 28, the yield curve increased from 3-month to 10-year notes. See Attachment 5, Graph of Treasury Rates on February 28, 2022.

Prepared by: Jeffrey Blanks, Deputy Finance Director

Reviewed by: City Manager *AB*

**City of Clovis
Distribution of Investments
As of February 28, 2022**

AGENDA ITEM NO. 2.

	COST	NET BOOK VALUE	MARKET VALUE *	YIELD TO MATURITY	STATED INTEREST RATE	INVEST DATE	MATURITY DATE	DAYS TO MATURITY FROM 2/28/2022
<u>GOVT SECURITIES</u>								
FHLB	12,110,520	12,029,049	12,008,400	2.500%	2.500%	04/25/19	03/11/22	11
FFCB	5,979,668	5,965,262	5,969,596	2.280%	2.280%	03/28/19	03/28/22	28
FFCB	6,017,400	6,005,963	6,024,960	1.875%	1.875%	06/27/19	06/14/22	106
FAMCMTN	6,024,900	6,008,870	6,026,460	1.950%	1.950%	07/25/19	06/21/22	113
FFCB	3,005,250	3,002,313	3,013,710	1.625%	1.625%	11/27/19	08/22/22	175
FHLB	6,065,100	6,028,575	6,038,460	2.000%	2.000%	10/31/19	09/09/22	193
FFCB	2,984,460	2,992,738	3,012,690	1.375%	1.375%	11/27/19	10/11/22	225
FFCB	5,008,500	5,004,208	5,015,650	1.600%	1.600%	01/23/20	10/13/22	227
FHLB	8,045,600	8,023,062	6,549,595	1.875%	1.875%	12/19/19	12/09/22	284
FHLB	5,047,500	5,024,825	6,549,595	1.875%	1.875%	01/23/20	12/09/22	284
FAMCMTN	8,544,965	8,525,815	8,527,030	1.350%	1.350%	02/27/20	02/27/23	364
FHLB	5,255,000	5,156,382	5,068,480	2.125%	2.125%	03/26/20	03/10/23	375
FHLB	13,579,800	13,344,038	13,116,560	2.125%	2.125%	04/30/20	03/10/23	375
FFCB	5,000,000	5,000,000	4,868,450	0.250%	0.250%	03/01/21	03/01/24	732
FFCB	1,999,000	1,999,069	1,951,740	0.300%	0.300%	03/24/21	03/18/24	749
FHLB	5,000,000	5,000,000	4,885,100	0.350%	0.350%	06/07/21	06/07/24	830
FHLB	4,969,000	4,969,000	4,912,900	1.050%	1.050%	01/20/22	11/15/24	991
FHLB	3,980,000	3,980,000	3,999,920	1.750%	1.750%	02/28/22	02/28/25	1,096
FAMCMTN	3,947,600	3,948,513	3,876,680	0.750%	0.750%	12/16/21	07/28/25	1,246
FAMCMTN	4,948,500	4,949,331	4,806,400	0.600%	0.600%	10/14/21	09/08/25	1,288
FHLB	4,963,000	4,964,052	4,767,900	0.580%	0.580%	09/08/21	02/11/26	1,444
FHLB	3,922,000	3,923,172	3,828,400	0.750%	0.750%	12/16/21	02/24/26	1,457
FFCB	4,967,500	4,967,913	4,794,800	0.940%	0.940%	10/14/21	09/28/26	1,673
FHLB	5,988,000	5,988,151	5,854,080	1.250%	1.250%	11/24/21	11/24/26	1,730
FHLB	5,127,757	5,127,757	5,084,500	2.125%	2.125%	01/20/22	12/11/26	1,747
SECURITIES TOTAL	\$ 142,481,020	\$ 141,928,058	\$140,552,056					
LAIF		\$ 74,453,060	\$ 74,453,060					
Municipal Issuance		\$ 9,465,000	\$ 9,278,989					
Sweep Account (Union Bank)		\$ 43,416,255	\$ 43,416,255					
TOTAL CD'S		\$ 9,995,000	\$ 9,946,255					
TOTAL INVESTMENTS		\$ 279,257,373	\$ 277,646,615					

* Market values for securities obtained from US Bank.

City of Clovis
Monthly Investment Transactions
As of February 28, 2022

AGENDA ITEM NO. 2.

Institution	Description	Activity	Amount	Market Value	Rate	Activity Date	Maturity Date
FHLB	Gov Sec.	Purchase	4,000,000	3,980,000	1.750%	02/28/22	02/28/25
GOLDMAN SACHS BK	CD	Maturity	245,000	245,000	2.800%	02/22/22	02/22/22
TIAA FSB	CD	Maturity	245,000	245,000	2.850%	02/22/22	02/22/22

PORTFOLIO DATA

Current Month (02/22)

	Book	Market
CD'S	\$ 9,995,000	\$ 9,946,255
Gov't Securities*	141,928,058	140,552,056
Municipal Securities	9,465,000	9,278,989
LAIF	74,453,060	74,453,060
Sweep Account (Union Bank)	43,416,255	43,416,255
TOTAL	\$ 279,257,373	\$ 277,646,615

Prior Month (01/22)

	Book	Market
CD'S	\$ 10,485,000	\$ 10,501,351
Gov't Securities*	137,948,058	137,093,595
Municipal Securities	9,465,000	9,313,433
LAIF	74,453,060	74,453,060
Sweep Account (Union Bank)	42,660,508	42,660,508
TOTAL	\$ 275,011,626	\$ 274,021,947

Three Months Previous (11/21)

	Book	Market
CD'S	\$ 10,235,000	\$ 10,305,263
Gov't Securities*	131,539,804	131,745,725
Municipal Securities	9,025,000	8,890,629
LAIF	74,410,223	74,410,223
Sweep Account (Union Bank)	26,143,386	26,143,386
TOTAL	\$ 251,353,413	\$ 251,495,226

Six Months Previous (08/21)

	Book	Market
CD'S	\$ 9,985,000	\$ 10,105,425
Gov't Securities*	113,200,490	114,200,064
Municipal Securities	5,900,000	5,904,479
LAIF	74,364,940	74,364,940
Sweep Account (Union Bank)	51,435,559	51,435,559
TOTAL	\$ 254,885,989	\$ 256,010,467

One Year Previous (02/21)

	Book	Market
CD'S	\$ 9,990,000	\$ 10,215,200
Gov't Securities*	111,601,755	113,219,589
Municipal Securities	4,900,000	4,902,632
LAIF	74,223,185	74,223,185
Sweep Account (Union Bank)	42,086,591	42,086,591
TOTAL	\$ 242,801,531	\$ 244,647,197

*Adjusted Quarterly for Premium/Discount Amortization

**City of Clovis
Certificates of Deposit
As of February 28, 2022**

AGENDA ITEM NO. 2.

Negotiable CDs	COST	MARKET PRICE	INTEREST RATE	INVEST DATE	MATURITY DATE	MATURITY FROM 02/28/22	INTEREST FREQUENCY
Comenity Capital Bank	250,000	250,947.50	2.550%	04/30/19	04/29/22	60	QUARTERLY
Synchrony Bank	250,000	251,210.00	2.450%	05/17/19	05/17/22	78	QUARTERLY
First State Bank of Dequeen	250,000	251,062.50	2.000%	07/26/19	05/26/22	87	QUARTERLY
Flagstar Bank	250,000	251,630.00	2.500%	06/12/19	06/13/22	105	QUARTERLY
Capital One Bank	250,000	251,607.50	2.350%	06/19/19	06/20/22	112	QUARTERLY
Morgan Stanley Bk	250,000	251,765.00	2.100%	07/25/19	07/25/22	147	QUARTERLY
Capital One Ntnl Assn	250,000	251,950.00	2.150%	08/07/19	08/08/22	161	QUARTERLY
Everbanke USA Salt Lake City	250,000	251,837.50	2.050%	08/07/19	08/08/22	161	QUARTERLY
Raymond James Bank	250,000	251,780.00	1.900%	08/23/19	08/23/22	176	QUARTERLY
Ally Bank	250,000	251,877.50	1.850%	09/19/19	09/19/22	203	QUARTERLY
Usalliance Federal Credit Union	250,000	252,082.50	2.850%	09/30/19	09/30/22	214	QUARTERLY
Morgan Stanley Bank	250,000	252,075.00	2.100%	10/17/19	10/17/22	231	MONTHLY
Lafayette Fed Cr Un	250,000	252,005.00	1.700%	11/22/19	11/22/22	267	MONTHLY
Live Oak Banking Co.	250,000	252,132.50	1.750%	12/11/19	12/12/22	287	QUARTERLY
Wells Fargo Natl Bk West	250,000	252,230.00	1.800%	12/13/19	12/13/22	288	QUARTERLY
Valley Cent Svgs Bk	250,000	252,015.00	1.700%	01/15/20	01/17/23	323	QUARTERLY
Sallie Mae Bank	250,000	252,465.00	1.900%	01/23/20	01/23/23	329	QUARTERLY
Servisfirst Bank	250,000	251,695.00	1.600%	02/21/20	02/21/23	358	MONTHLY
Celtic Bank	250,000	251,552.50	1.550%	03/13/20	03/13/23	378	MONTHLY
Axos Bank	250,000	251,547.50	1.550%	03/26/20	03/27/23	392	MONTHLY
Nicolet Natl Bank	250,000	250,210.00	0.900%	03/27/20	03/27/23	392	MONTHLY
Centerstate Bank	250,000	249,792.50	0.900%	03/30/20	03/30/23	395	MONTHLY
Bank Leumi	250,000	251,270.00	1.450%	03/31/20	03/31/23	396	MONTHLY
Discover Bank	250,000	251,267.50	1.350%	04/02/20	04/03/23	399	MONTHLY
Berkshire Bank	250,000	250,855.00	1.300%	04/08/20	04/06/23	402	MONTHLY
American Express	250,000	250,242.50	1.100%	04/21/20	04/21/23	417	MONTHLY
New York Cmnty Bank	250,000	245,322.50	0.350%	12/11/20	12/11/23	651	QUARTERLY
Transportation Alliance Bk	250,000	243,455.00	0.250%	03/12/21	03/12/24	743	QUARTERLY
Preferred Bank	250,000	243,297.50	0.250%	03/25/21	03/25/24	756	QUARTERLY
Bankunited Natl Assn	245,000	239,345.40	0.450%	03/31/21	04/01/24	763	QUARTERLY
Greenstate Credit Union	250,000	243,380.00	0.450%	06/16/21	06/17/24	840	QUARTERLY
Eaglemark Savings Bank	250,000	242,955.00	0.400%	06/30/21	06/28/24	851	QUARTERLY
Texas Exchange Bk	250,000	243,412.50	0.500%	07/09/21	07/09/24	862	QUARTERLY
BMW Bk North Amer	250,000	243,470.00	0.550%	07/30/21	07/30/24	883	QUARTERLY
Toyota Finl Svgs	250,000	243,645.00	0.650%	09/09/21	09/09/24	924	QUARTERLY
State Bk India	250,000	243,557.50	0.650%	09/17/21	09/17/24	932	QUARTERLY
Ubs Bank Usa	250,000	243,500.00	0.750%	11/17/21	11/18/24	994	QUARTERLY
Webbank Salt Lake City	250,000	243,392.50	0.750%	11/29/21	11/29/24	1,005	QUARTERLY
Medallion Bank Salt Lake City	250,000	244,172.50	0.900%	12/20/21	12/20/24	1,026	QUARTERLY
Beal Bank	250,000	244,245.00	0.950%	01/19/22	01/15/25	1,052	QUARTERLY
Negotiable CD TOTAL	<u>\$ 9,995,000</u>	<u>\$ 9,946,255</u>					
CD TOTAL	<u>\$ 9,995,000</u>	<u>\$ 9,946,255</u>					

**City of Clovis
Municipal Securities
As of February 28, 2022**

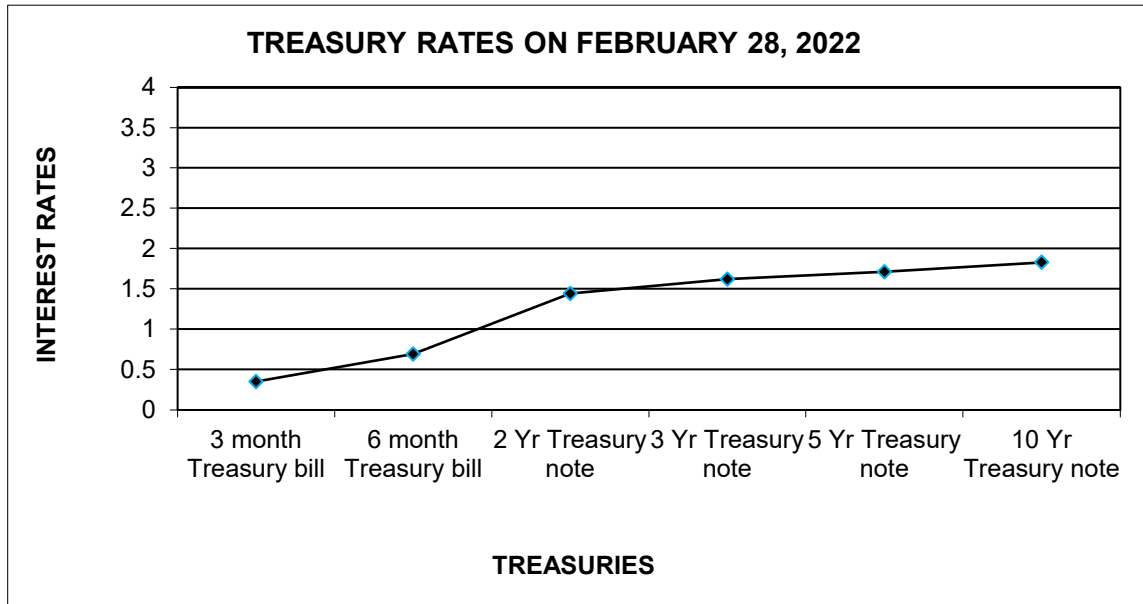
AGENDA ITEM NO. 2.

<u>Municipal Securities</u>	<u>COST</u>	<u>MARKET PRICE</u>	<u>INTEREST RATE</u>	<u>INVEST DATE</u>	<u>MATURITY DATE</u>	<u>MATURITY FROM 02/28/22</u>	<u>INTEREST FREQUENCY</u>
Huntington Beach Calif Pension Bond	1,000,000	987,350.00	0.381%	04/01/21	06/15/23	472	QUARTERLY
Fresno Unified Taxable Go Ref Bond	500,000	493,270.00	0.462%	09/30/20	08/01/23	519	QUARTERLY
Pomona Cali Uni Sch Dist Go Bond	815,000	804,845.10	0.534%	10/20/20	08/01/23	519	QUARTERLY
San Jose CA USD Ref Bond	775,000	763,034.00	0.221%	01/20/21	08/01/23	519	QUARTERLY
Vista CA USD Ref Bond	750,000	739,327.50	0.221%	01/20/21	08/01/23	519	QUARTERLY
William Hart Cali HS Go Bond	1,000,000	985,060.00	0.366%	12/23/20	08/01/23	519	QUARTERLY
Jefferson Cali Elem Sch Dist Go Bond	710,000	699,435.20	0.399%	10/27/20	09/01/23	550	QUARTERLY
Santa Rosa Calif Watr Ref Bond	350,000	345,663.50	0.578%	12/01/20	09/01/23	550	QUARTERLY
Santa Ana CCD Ref Bond	440,000	427,578.80	0.644%	12/17/21	08/01/24	885	QUARTERLY
Los Angeles CA USD Ref Bond	1,000,000	982,630.00	1.455%	11/15/21	07/01/26	1,584	QUARTERLY
San Ramon Valley CA USD Ref Bond	2,125,000	2,050,795.00	1.147%	11/03/21	08/01/26	1,615	QUARTERLY
Mun. Securities TOTAL	<u>\$ 9,465,000</u>	<u>\$ 9,278,989</u>					
Municipal Securities TOTAL	<u><u>\$ 9,465,000</u></u>	<u><u>\$ 9,278,989</u></u>					

**CITY OF CLOVIS
FINANCE DEPARTMENT
FEBRUARY 28, 2022 TREASURY RATES**

Treasury Rates as of February 28, 2022

3 month Treasury bill	0.35
6 month Treasury bill	0.69
2 Yr Treasury note	1.44
3 Yr Treasury note	1.62
5 Yr Treasury note	1.71
10 Yr Treasury note	1.83



As indicated in the above graph, treasuries increase from 3-month to 10-year notes.



CITY *of* CLOVIS

REPORT TO THE CITY COUNCIL

TO: Mayor and City Council
 FROM: Finance Department
 DATE: June 13, 2022
 SUBJECT: Finance – Receive and File – Treasurer’s Report for the Month of February 2022.

ATTACHMENTS: 1. Summary of Cash Balances
 2. Summary of Investment Activity
 3. Investments with Original Maturities Exceeding One Year

Attached for the Council’s information is the Treasurer’s Report for the month ended February 28, 2022.

Pursuant to Section 41004 of the Government Code of the State of California, the City Treasurer is required to submit a monthly report of all receipts, disbursements, and fund balances. Attachment 1 provides a summary of the beginning balance, total receipts, total disbursements, ending balance for all funds, and a listing, by fund, of all month end fund balances. Attachment 2 summarizes the investment activity for the month and distribution, by type of investment, held by the City. Attachment 3 lists all investments with original maturities exceeding one year as of the month ended February 28, 2022.

Prepared by: Jeffrey Blanks, Deputy Finance Director

Reviewed by: City Manager AA

City of Clovis
Statement of Cash Balances
As of February 28, 2022

Previous Balance	\$	5,822,059.91
Deposits		28,930,099.64
Disbursements		<u>(29,802,095.36)</u>
Current Balance	\$	<u><u>4,950,064.19</u></u>

FUNDS	BALANCE
100 General Fund	\$ 7,165,679.72
201 Local Transportation	19,978,013.78
202 Parking and Business Improvements	140,807.45
203 Off Highway Use	70,864.99
204 Community Facilities District 2020-1	78,572.31
205 Senior Citizen Memorial Trust	54,847.56
207 Landscape Assessment District	6,302,580.21
208 Blackhorse III (95-1) Assessment District	105,726.32
301 Park & Recreation Acquisition	9,933,088.01
305 Refuse Equipment Reserve	1,891,186.69
310 Special Street Deposit Fund	35,018,191.42
313 Successor Agency	251,018.96
314 Housing Successor Agency	1,411,999.30
402 1976 Fire Bond Redemption	25,475.23
404 1976 Sewer Bond Redemption Fund	408,991.04
501 Community Sanitation Fund	15,167,648.96
502 Sewer Service Fund	34,748,643.94
504 Sewer Capital Projects-Users	1,273,353.66
506 Sewer Capital Projects-Developer	4,416,492.58
507 Water Service Fund	50,220,093.56
508 Water Capital Projects-Users	6,946,153.42
509 Water Capital Projects-Developer	8,614,184.00
515 Transit Fund	4,820,787.76
540 Planning & Development Services	16,563,492.05
601 Property & Liability Insurance	1,569,165.32
602 Fleet Maintenance	20,448,326.17
603 Employee Benefit Fund	9,318,684.38
604 General Government Services	25,736,790.00
701 Curb & Gutter Fund	161,656.60
703 Payroll Tax & Withholding Fund	1,232,406.15
712 Temperance/Barstow Assmt Dist (98-1)	76,292.96
713 Shepherd/Temperance Assmt Dist (2000-1)	5,771.86
715 Supp Law Enforcement Serv	243,232.60
716 Asset Forfeiture	185,722.98
720 Measure A-Public Safety Facility Tax	1,482.78
736 SA Admin Trust Fund	1,421.40
741 SA Debt Service Trust Fund	(382,547.36)
747 Housing Successor Trust Fund	1,137.98
SUBTOTALS	<u>\$ 284,207,436.74</u>
999 Invested Funds	<u>(279,257,372.55)</u>
TOTAL	<u><u>\$ 4,950,064.19</u></u>

**City of Clovis
Summary of Investment Activity
For the month of February 28, 2022**

<hr/> <hr/>	
Balance of Investments Previous Month End	\$275,011,625.29
<hr/>	
Time Certificates of Deposit Transactions	
Investments	0.00
Withdrawals	(490,000.00)
Total CD Changes	(490,000.00)
Other Changes	
Government Securities	3,980,000.00
Local Agency Investment Fund	0.00
Municipal Securities	0.00
Sweep Account	755,747.26
Total Other Changes	4,735,747.26
Balance of Investments Current Month End	\$ 279,257,372.55

**City of Clovis
Distribution of Investments
As of February 28, 2022**

<hr/> <hr/>	
Insured CD's	9,995,000.00
Government Securities	141,928,056.85
US Treasury Notes	0.00
Local Agency Investment Fund	74,453,060.28
Municipal Securities	9,465,000.00
Sweep Account	43,416,255.42
Investment Total	\$ 279,257,372.55

City of Clovis
Original Maturities Exceeding One Year
As of February 28, 2022

Institution	Face Value	Investment Balance At Amortized Cost	Maturity	Stated Rate
FHLB	12,000,000.00	12,029,049.00	3/11/2022	2.500%
FFCB	5,960,000.00	5,965,262.00	3/28/2022	2.280%
FFCB	6,000,000.00	6,005,963.00	6/14/2022	1.875%
FAMCMTN	6,000,000.00	6,008,870.00	6/21/2022	1.950%
FFCB	3,000,000.00	3,002,313.00	8/22/2022	1.625%
FHLB	6,000,000.00	6,028,575.00	9/9/2022	2.000%
FFCB	3,000,000.00	2,992,738.00	10/11/2022	1.375%
FFCB	5,000,000.00	5,004,208.00	10/13/2022	1.600%
FHLB	5,000,000.00	5,024,825.00	12/9/2022	1.875%
FHLB	8,000,000.00	8,023,062.00	12/9/2022	1.875%
FAMCMTN	8,500,000.00	8,525,815.00	2/27/2023	1.350%
FHLB	13,000,000.00	13,344,038.00	3/10/2023	2.125%
FHLB	5,000,000.00	5,156,382.00	3/10/2023	2.125%
FFCB	5,000,000.00	5,000,000.00	3/1/2024	0.250%
FFCB	2,000,000.00	1,999,069.00	3/18/2024	0.300%
FHLB	5,000,000.00	5,000,000.00	6/7/2024	0.350%
FHLB	5,000,000.00	4,969,000.00	11/15/2024	1.050%
FHLB	4,000,000.00	3,980,000.00	2/28/2025	1.750%
FAMCMTN	4,000,000.00	3,948,513.00	7/28/2025	0.750%
FAMCMTN	5,000,000.00	4,964,052.00	9/8/2025	0.600%
FHLB	5,000,000.00	4,949,331.00	2/11/2026	0.580%
FHLB	4,000,000.00	3,923,172.00	2/24/2026	0.750%
FFCB	5,000,000.00	4,967,913.00	9/28/2026	0.940%
FHLB	6,000,000.00	5,988,151.00	11/24/2026	1.250%
FHLB	5,000,000.00	5,127,756.00	12/11/2026	2.125%



CITY *of* CLOVIS

REPORT TO THE CITY COUNCIL

TO: Mayor and City Council
FROM: Finance Department
DATE: June 13, 2022
SUBJECT: Finance – Receive and File – Investment Report for the Month of March 2022.

ATTACHMENTS:

1. Distribution of Investments
2. Monthly Investment Transactions
3. Certificates of Deposit
4. Municipal Securities
5. Graph of March 31, 2022 Treasury Rates

Attached is the Investment Report for the month of March 2022. Shown in Attachment 1 is the distribution of investments which lists all the individual securities owned by the City with the book and market values. Book value is the actual price paid for the investment. Market value is the amount that the investment is worth if sold in the open market. The market value (which fluctuates daily) that is used in the report is as of the last working day of the month. Attachment 2 reflects the monthly investment transactions for the month of March 2022. Attachment 3 lists the certificates of deposit. Attachment 4 lists the municipal securities. Attachment 5 is a graph of Treasury rates on March 31, 2022.

The investment of the City's funds is performed in accordance with the adopted Investment Policy. Funds are invested with the following objectives in mind:

1. Assets are invested in adherence with the safeguards and diversity of a prudent investor.
2. The portfolio is invested in a manner consistent with the primary emphasis on preservation of the principal, while attaining a high rate of return consistent with this guideline. Trading of securities for the sole purpose of realizing trading profits is prohibited.
3. Sufficient liquidity is maintained to provide a source for anticipated financial obligations as they become due.

4. Investments may be made, consistent with the Investment Policy Guidelines, in fixed income securities maturing in three years or less and can be extended to five years with the City Manager's approval.

The Finance Department invests the City's assets with an expectation of achieving a total rate of return at a level that exceeds the annualized rate of return on short-term government guaranteed or insured obligations (90-day Treasury bills) and to assure that the principal is preserved with minimal risk of depreciation or loss. In periods of rising interest rates, the City of Clovis portfolio return may be less than that of the annualized 90-day Treasury bill. In periods of decreasing interest rates, the City of Clovis portfolio return may be greater than the annualized 90-day Treasury bill. The current 90-day Treasury bill rate (annualized) is 0.09%. The rate of return for the City of Clovis portfolio is 0.91%. The goal for the City of Clovis investment return is 120% of the 90-day Treasury bill rate. The current rate of return is 1,011% of the Treasury bill rate.

In accordance with the Investment Policy, the investment period on each investment does not exceed three years and can be extended to five years with the City Manager's approval. As of March 2022, the average investment life of the City's investment portfolio is 1.11 years.

Current Investment Environment and Philosophy

During the month of March 2022, the federal funds rate was raised to 0.25%-0.50%. On March 31, 2022, the Treasury yield curve increased from 3-month to 3-year notes, then decreased slightly to 10-year notes.

Certificates of Deposit (CD's)

The City purchases both negotiable and non-negotiable Certificates of Deposit (CD's). Although negotiable CD's can be traded, it is the City's policy to buy and hold all CD's. Negotiable CD's are held by U.S. Bank, a third party custodian. Non-negotiable CD's are held in the City's safe.

Purchases and Maturities

- 2 government securities totaling \$8,000,000 were purchased.
- 2 government securities totaling \$17,960,000 matured.
- 4 certificates of deposit totaling \$1,000,000 were purchased.
- 0 certificates of deposit were called or matured.
- 0 municipal securities were purchased.

Market Environment

- During March the federal funds rate was raised to 0.25%-0.50%.
- On March 31, the yield curve increased from 3-month to 3-year notes, then decreased slightly to 10-year notes. See Attachment 5, Graph of Treasury Rates on March 31, 2022.

Prepared by: Jeffrey Blanks, Deputy Finance Director

Reviewed by: City Manager *AB*

**City of Clovis
Distribution of Investments
As of March 31, 2022**

AGENDA ITEM NO. 4.

	<u>COST</u>	<u>NET BOOK VALUE</u>	<u>MARKET VALUE *</u>	<u>YIELD TO MATURITY</u>	<u>STATED INTEREST RATE</u>	<u>INVEST DATE</u>	<u>MATURITY DATE</u>	<u>DAYS TO MATURITY FROM 3/31/2022</u>
<u>GOV'T SECURITIES</u>								
FFCB	6,017,400	6,005,232	6,012,060	1.875%	1.875%	06/27/19	06/14/22	75
FAMCMTN	6,024,900	6,007,803	6,014,160	1.950%	1.950%	07/25/19	06/21/22	82
FFCB	3,005,250	3,002,074	3,007,290	1.625%	1.625%	11/27/19	08/22/22	144
FHLB	6,065,100	6,025,738	6,026,280	2.000%	2.000%	10/31/19	09/09/22	162
FFCB	2,984,460	2,993,412	3,002,940	1.375%	1.375%	11/27/19	10/11/22	194
FFCB	5,008,500	5,003,819	5,004,300	1.600%	1.600%	01/23/20	10/13/22	196
FHLB	8,045,600	8,021,152	6,521,450	1.875%	1.875%	12/19/19	12/09/22	253
FHLB	5,047,500	5,022,769	6,521,450	1.875%	1.875%	01/23/20	12/09/22	253
FAMCMTN	8,544,965	8,523,948	8,476,710	1.350%	1.350%	02/27/20	02/27/23	333
FHLB	5,255,000	5,145,268	5,035,848	2.125%	2.125%	03/26/20	03/10/23	344
FHLB	13,579,800	13,319,589	13,036,332	2.125%	2.125%	04/30/20	03/10/23	344
FFCB	5,000,000	5,000,000	4,800,700	0.250%	0.250%	03/01/21	03/01/24	701
FFCB	1,999,000	1,999,111	1,928,020	0.300%	0.300%	03/24/21	03/18/24	718
FHLB	5,000,000	5,000,000	4,804,550	0.350%	0.350%	06/07/21	06/07/24	799
FHLB	4,969,000	4,970,369	4,810,050	1.050%	1.050%	01/20/22	11/15/24	960
FHLB	3,980,000	3,980,830	3,897,360	1.750%	1.750%	02/28/22	02/28/25	1,065
FAMCMTN	3,947,600	3,950,319	3,782,000	0.750%	0.750%	12/16/21	07/28/25	1,215
FAMCMTN	4,948,500	4,950,975	4,686,300	0.600%	0.600%	10/14/21	09/08/25	1,257
FHLB	4,963,000	4,965,093	4,639,350	0.580%	0.580%	09/08/21	02/11/26	1,413
FHLB	3,922,000	3,925,490	3,704,960	0.750%	0.750%	12/16/21	02/24/26	1,426
FFCB	4,967,500	4,968,730	4,653,250	0.940%	0.940%	10/14/21	09/28/26	1,642
FHLB	5,988,000	5,988,450	5,686,500	1.250%	1.250%	11/24/21	11/24/26	1,699
FHLB	5,127,757	5,124,502	4,905,500	2.125%	2.125%	01/20/22	12/11/26	1,716
FHLB	3,695,200	3,702,935	3,680,840	0.900%	0.900%	03/31/22	02/26/27	1,793
FHLB	4,000,000	4,000,000	3,909,560	2.375%	2.375%	03/08/22	03/08/27	1,803
SECURITIES TOTAL	<u>\$ 132,086,032</u>	<u>\$ 131,597,608</u>	<u>\$128,547,760</u>					
LAIF		<u>\$ 74,453,060</u>	<u>\$ 74,453,060</u>					
Municipal Issuance		<u>\$ 9,465,000</u>	<u>\$ 9,118,120</u>					
Sweep Account (Union Bank)		<u>\$ 53,645,114</u>	<u>\$ 53,645,114</u>					
TOTAL CD'S		<u>\$ 10,995,000</u>	<u>\$ 10,863,747</u>					
TOTAL INVESTMENTS		<u>\$ 280,155,782</u>	<u>\$ 276,627,801</u>					

* Market values for securities obtained from US Bank.

City of Clovis
Monthly Investment Transactions
As of March 31, 2022

AGENDA ITEM NO. 4.

Institution	Description	Activity	Amount	Market Value	Rate	Activity Date	Maturity Date
FHLB	Gov Sec.	Purchase	4,000,000	3,695,200	0.900%	03/31/22	02/26/27
FHLB	Gov Sec.	Purchase	4,000,000	4,000,000	2.375%	03/08/22	03/08/27
FFCB	Gov Sec.	Maturity	5,960,000	5,979,668	2.280%	03/28/22	03/28/22
FHLB	Gov Sec.	Maturity	12,000,000	12,110,520	2.500%	03/11/22	03/11/22
BARCLAYS BK	CD	Purchase	250,000	250,000	1.000%	03/09/22	03/10/25
GOLDMAN SACHS BK	CD	Purchase	250,000	250,000	1.650%	03/09/22	03/10/25
PENTAGON FED CR UN	CD	Purchase	250,000	250,000	2.000%	03/28/22	03/28/25
SAFRA NATIONAL BK	CD	Purchase	250,000	250,000	2.000%	03/23/22	03/24/25

PORTFOLIO DATA

Current Month (03/22)

	Book	Market
CD'S	\$ 10,995,000	\$ 10,863,747
Gov't Securities*	131,597,608	128,547,760
Municipal Securities	9,465,000	9,118,120
LAIF	74,453,060	74,453,060
Sweep Account (Union Bank)	53,645,114	53,645,114
TOTAL	\$ 280,155,782	\$ 276,627,801

Prior Month (02/22)

	Book	Market
CD'S	\$ 9,995,000	\$ 9,946,255
Gov't Securities*	141,928,058	140,552,056
Municipal Securities	9,465,000	9,278,989
LAIF	74,453,060	74,453,060
Sweep Account (Union Bank)	43,416,255	43,416,255
TOTAL	\$ 279,257,373	\$ 277,646,615

Three Months Previous (12/21)

	Book	Market
CD'S	\$ 10,485,000	\$ 10,540,664
Gov't Securities*	136,883,894	136,851,221
Municipal Securities	9,465,000	9,393,207
LAIF	74,410,223	74,410,223
Sweep Account (Union Bank)	22,971,018	22,971,018
TOTAL	\$ 254,215,135	\$ 254,166,333

Six Months Previous (09/21)

	Book	Market
CD'S	\$ 10,485,000	\$ 10,597,638
Gov't Securities*	115,635,804	116,424,468
Municipal Securities	5,900,000	5,897,353
LAIF	74,364,940	74,364,940
Sweep Account (Union Bank)	45,529,596	45,529,596
TOTAL	\$ 251,915,340	\$ 252,813,995

One Year Previous (03/21)

	Book	Market
CD'S	\$ 10,740,000	\$ 10,944,973
Gov't Securities*	118,233,898	120,009,580
Municipal Securities	4,900,000	4,898,515
LAIF	74,223,185	74,223,185
Sweep Account (Union Bank)	34,616,537	34,616,537
TOTAL	\$ 242,713,620	\$ 244,692,790

*Adjusted Quarterly for Premium/Discount Amortization

**City of Clovis
Certificates of Deposit
As of March 31, 2022**

AGENDA ITEM NO. 4.

<u>Negotiable CDs</u>	<u>COST</u>	<u>MARKET PRICE</u>	<u>INTEREST RATE</u>	<u>INVEST DATE</u>	<u>MATURITY DATE</u>	<u>MATURITY FROM 03/31/22</u>	<u>INTEREST FREQUENCY</u>
Comenity Capital Bank	250,000	250,422.50	2.550%	04/30/19	04/29/22	29	QUARTERLY
Synchrony Bank	250,000	250,650.00	2.450%	05/17/19	05/17/22	47	QUARTERLY
First State Bank of Dequeen	250,000	250,602.50	2.000%	07/26/19	05/26/22	56	QUARTERLY
Flagstar Bank	250,000	251,050.00	2.500%	06/12/19	06/13/22	74	QUARTERLY
Capital One Bank	250,000	251,067.50	2.350%	06/19/19	06/20/22	81	QUARTERLY
Morgan Stanley Bk	250,000	251,230.00	2.100%	07/25/19	07/25/22	116	QUARTERLY
Capital One Ntnl Assn	250,000	251,365.00	2.150%	08/07/19	08/08/22	130	QUARTERLY
Everbanke USA Salt Lake City	250,000	251,275.00	2.050%	08/07/19	08/08/22	130	QUARTERLY
Raymond James Bank	250,000	251,202.50	1.900%	08/23/19	08/23/22	145	QUARTERLY
Ally Bank	250,000	251,220.00	1.850%	09/19/19	09/19/22	172	QUARTERLY
Usalliance Federal Credit Union	250,000	251,355.00	2.850%	09/30/19	09/30/22	183	QUARTERLY
Morgan Stanley Bank	250,000	251,320.00	2.100%	10/17/19	10/17/22	200	MONTHLY
Lafayette Fed Cr Un	250,000	251,260.00	1.700%	11/22/19	11/22/22	236	MONTHLY
Live Oak Banking Co.	250,000	251,420.00	1.750%	12/11/19	12/12/22	256	QUARTERLY
Wells Fargo Natl Bk West	250,000	251,510.00	1.800%	12/13/19	12/13/22	257	QUARTERLY
Valley Cent Svgs Bk	250,000	251,327.50	1.700%	01/15/20	01/17/23	292	QUARTERLY
Sallie Mae Bank	250,000	251,715.00	1.900%	01/23/20	01/23/23	298	QUARTERLY
Servisfirst Bank	250,000	250,975.00	1.600%	02/21/20	02/21/23	327	MONTHLY
Celtic Bank	250,000	250,747.50	1.550%	03/13/20	03/13/23	347	MONTHLY
Axos Bank	250,000	250,652.50	1.550%	03/26/20	03/27/23	361	MONTHLY
Nicolet Natl Bank	250,000	249,420.00	0.900%	03/27/20	03/27/23	361	MONTHLY
Centerstate Bank	250,000	249,010.00	0.900%	03/30/20	03/30/23	364	MONTHLY
Bank Leumi	250,000	250,375.00	1.450%	03/31/20	03/31/23	365	MONTHLY
Discover Bank	250,000	250,357.50	1.350%	04/02/20	04/03/23	368	MONTHLY
Berkshire Bank	250,000	249,965.00	1.300%	04/08/20	04/06/23	371	MONTHLY
American Express	250,000	249,352.50	1.100%	04/21/20	04/21/23	386	MONTHLY
New York Cmnty Bank	250,000	243,645.00	0.350%	12/11/20	12/11/23	620	QUARTERLY
Transportation Alliance Bk	250,000	241,255.00	0.250%	03/12/21	03/12/24	712	QUARTERLY
Preferred Bank	250,000	240,957.50	0.250%	03/25/21	03/25/24	725	QUARTERLY
Bankunited Natl Assn	245,000	236,954.20	0.450%	03/31/21	04/01/24	732	QUARTERLY
Greenstate Credit Union	250,000	240,472.50	0.450%	06/16/21	06/17/24	809	QUARTERLY
Eaglemark Savings Bank	250,000	240,010.00	0.400%	06/30/21	06/28/24	820	QUARTERLY
Texas Exchange Bk	250,000	240,355.00	0.500%	07/09/21	07/09/24	831	QUARTERLY
BMW Bk North Amer	250,000	240,295.00	0.550%	07/30/21	07/30/24	852	QUARTERLY
Toyota Finl Svgs	250,000	240,152.50	0.650%	09/09/21	09/09/24	893	QUARTERLY
State Bk India	250,000	240,010.00	0.650%	09/17/21	09/17/24	901	QUARTERLY
Ubs Bank Usa	250,000	239,520.00	0.750%	11/17/21	11/18/24	963	QUARTERLY
Webbank Salt Lake City	250,000	239,370.00	0.750%	11/29/21	11/29/24	974	QUARTERLY
Medallion Bank Salt Lake City	250,000	239,925.00	0.900%	12/20/21	12/20/24	995	QUARTERLY
Beal Bank	250,000	239,812.50	0.950%	01/19/22	01/15/25	1,021	QUARTERLY
Barclays Bk	250,000	244,162.50	1.700%	03/09/22	03/10/25	1,075	QUARTERLY
Goldman Sachs Bk	250,000	243,807.50	1.650%	03/09/22	03/10/25	1,075	QUARTERLY
Safra National Bk	250,000	246,130.00	2.000%	03/23/22	03/24/25	1,089	QUARTERLY
Pentagon Federal Cr Un	250,000	246,065.00	2.000%	03/28/22	03/28/25	1,093	QUARTERLY
Negotiable CD TOTAL	<u>\$ 10,995,000</u>	<u>\$ 10,863,747</u>					
CD TOTAL	<u>\$ 10,995,000</u>	<u>\$ 10,863,747</u>					

**City of Clovis
Municipal Securities
As of March 31, 2022**

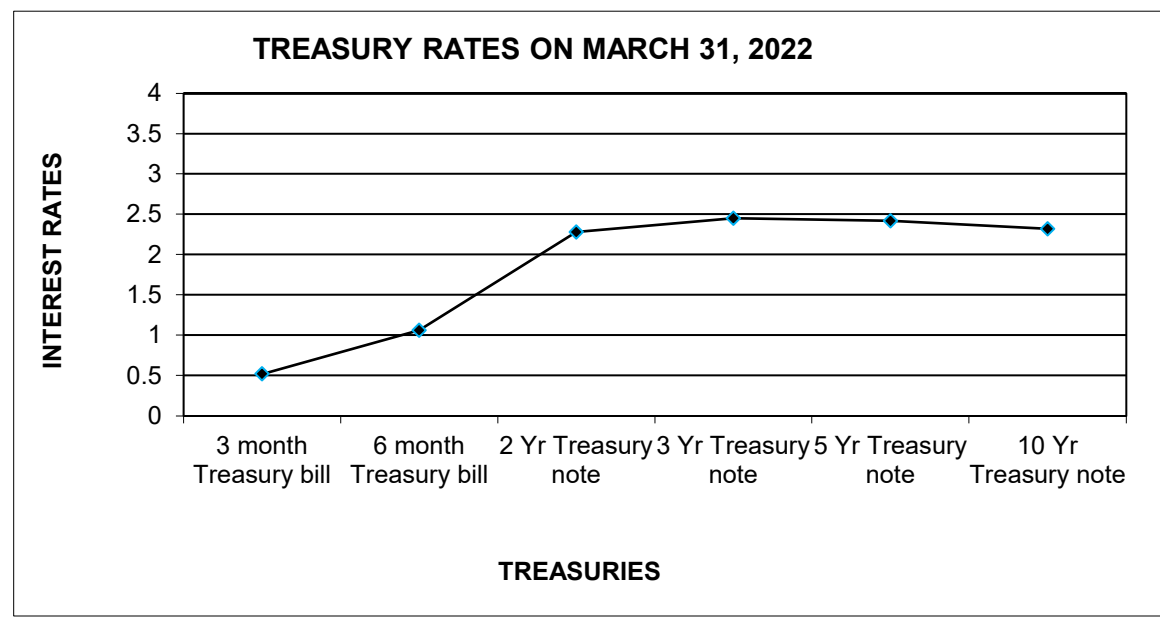
AGENDA ITEM NO. 4.

Municipal Securities	COST	MARKET PRICE	INTEREST RATE	INVEST DATE	MATURITY DATE	MATURITY FROM 03/31/22	INTEREST FREQUENCY
Huntington Beach Calif Pension Bond	1,000,000	977,380.00	0.381%	04/01/21	06/15/23	441	QUARTERLY
Fresno Unified Taxable Go Ref Bond	500,000	489,235.00	0.462%	09/30/20	08/01/23	488	QUARTERLY
Pomona Cali Uni Sch Dist Go Bond	815,000	798,105.05	0.534%	10/20/20	08/01/23	488	QUARTERLY
San Jose CA USD Ref Bond	775,000	755,787.75	0.221%	01/20/21	08/01/23	488	QUARTERLY
Vista CA USD Ref Bond	750,000	733,215.00	0.221%	01/20/21	08/01/23	488	QUARTERLY
William Hart Cali HS Go Bond	1,000,000	976,450.00	0.366%	12/23/20	08/01/23	488	QUARTERLY
Jefferson Cali Elem Sch Dist Go Bond	710,000	693,009.70	0.399%	10/27/20	09/01/23	519	QUARTERLY
Santa Rosa Calif Watr Ref Bond	350,000	342,583.50	0.578%	12/01/20	09/01/23	519	QUARTERLY
Santa Ana CCD Ref Bond	440,000	419,716.00	0.644%	12/17/21	08/01/24	854	QUARTERLY
Los Angeles CA USD Ref Bond	1,000,000	939,090.00	1.455%	11/15/21	07/01/26	1,553	QUARTERLY
San Ramon Valley CA USD Ref Bond	2,125,000	1,993,547.50	1.147%	11/03/21	08/01/26	1,584	QUARTERLY
Mun. Securities TOTAL	<u>\$ 9,465,000</u>	<u>\$ 9,118,120</u>					
Municipal Securities TOTAL	<u>\$ 9,465,000</u>	<u>\$ 9,118,120</u>					

**CITY OF CLOVIS
FINANCE DEPARTMENT
MARCH 31, 2022 TREASURY RATES**

Treasury Rates as of March 31, 2022

3 month Treasury bill	0.52
6 month Treasury bill	1.06
2 Yr Treasury note	2.28
3 Yr Treasury note	2.45
5 Yr Treasury note	2.42
10 Yr Treasury note	2.32



As indicated in the above graph, treasuries increase from 3-month to 3-year notes, then decrease slightly to 10-year notes.



CITY *of* CLOVIS

REPORT TO THE CITY COUNCIL

TO: Mayor and City Council
FROM: Finance Department
DATE: June 13, 2022
SUBJECT: Finance – Receive and File – Treasurer’s Report for the Month of March 2022.

ATTACHMENTS: 1. Summary of Cash Balances
2. Summary of Investment Activity
3. Investments with Original Maturities Exceeding One Year

Attached for the Council’s information is the Treasurer’s Report for the month ended March 31, 2022.

Pursuant to Section 41004 of the Government Code of the State of California, the City Treasurer is required to submit a monthly report of all receipts, disbursements, and fund balances. Attachment 1 provides a summary of the beginning balance, total receipts, total disbursements, ending balance for all funds, and a listing, by fund, of all month end fund balances. Attachment 2 summarizes the investment activity for the month and distribution, by type of investment, held by the City. Attachment 3 lists all investments with original maturities exceeding one year as of the month ended March 31, 2022.

Prepared by: Jeffrey Blanks, Deputy Finance Director

Reviewed by: City Manager AA

City of Clovis
Statement of Cash Balances
As of March 31, 2022

Previous Balance	\$	4,950,064.19
Deposits		41,427,614.80
Disbursements		(41,359,188.68)
Current Balance	\$	5,018,490.31

FUNDS	BALANCE
100 General Fund	\$ 5,817,086.63
201 Local Transportation	21,138,787.09
202 Parking and Business Improvements	183,182.29
203 Off Highway Use	70,985.52
204 Community Facilities District 2020-1	78,555.79
205 Senior Citizen Memorial Trust	54,940.78
207 Landscape Assessment District	5,944,721.93
208 Blackhorse III (95-1) Assessment District	103,897.51
301 Park & Recreation Acquisition	10,051,457.21
305 Refuse Equipment Reserve	1,914,049.00
310 Special Street Deposit Fund	35,667,953.60
313 Successor Agency	137,870.34
314 Housing Successor Agency	1,392,963.52
402 1976 Fire Bond Redemption	25,475.23
404 1976 Sewer Bond Redemption Fund	409,709.21
501 Community Sanitation Fund	15,183,057.19
502 Sewer Service Fund	34,420,325.19
504 Sewer Capital Projects-Users	954,330.06
506 Sewer Capital Projects-Developer	5,069,105.14
507 Water Service Fund	50,260,242.45
508 Water Capital Projects-Users	7,038,888.58
509 Water Capital Projects-Developer	9,164,082.16
515 Transit Fund	7,075,065.21
540 Planning & Development Services	16,614,505.16
601 Property & Liability Insurance	1,161,287.88
602 Fleet Maintenance	20,722,186.92
603 Employee Benefit Fund	9,849,375.29
604 General Government Services	22,990,793.76
701 Curb & Gutter Fund	161,935.51
703 Payroll Tax & Withholding Fund	1,236,399.50
712 Temperance/Barstow Assmt Dist (98-1)	76,423.96
713 Shepherd/Temperance Assmt Dist (2000-1)	5,781.61
715 Supp Law Enforcement Serv	273,203.22
716 Asset Forfeiture	195,436.17
720 Measure A-Public Safety Facility Tax	1,582.51
736 SA Admin Trust Fund	1,421.40
741 SA Debt Service Trust Fund	(273,930.94)
747 Housing Successor Trust Fund	1,137.98
SUBTOTALS	
	\$ 285,174,271.56
999 Invested Funds	(280,155,781.25)
TOTAL	
	\$ 5,018,490.31

**City of Clovis
Summary of Investment Activity
For the month of March 31, 2022**

<hr/> <hr/>	
Balance of Investments Previous Month End	<u>\$279,257,372.55</u>
<u>Time Certificates of Deposit Transactions</u>	
Investments	1,000,000.00
Withdrawals	<u>0.00</u>
Total CD Changes	1,000,000.00
<u>Other Changes</u>	
Government Securities	(10,330,450.00)
Local Agency Investment Fund	0.00
Municipal Securities	0.00
Sweep Account	<u>10,228,858.70</u>
Total Other Changes	<u>(101,591.30)</u>
Balance of Investments Current Month End	<u>\$ 280,155,781.25</u>

**City of Clovis
Distribution of Investments
As of March 31, 2022**

<hr/> <hr/>	
Insured CD's	10,995,000.00
Government Securities	131,597,606.85
US Treasury Notes	0.00
Local Agency Investment Fund	74,453,060.28
Municipal Securities	9,465,000.00
Sweep Account	<u>53,645,114.12</u>
Investment Total	<u>\$ 280,155,781.25</u>

City of Clovis
Original Maturities Exceeding One Year
As of March 31, 2022

Institution	Face Value	Investment Balance At Amortized Cost	Maturity	Stated Rate
FFCB	6,000,000.00	6,005,232	6/14/2022	1.875%
FAMCMTN	6,000,000.00	6,007,803	6/21/2022	1.950%
FFCB	3,000,000.00	3,002,074	8/22/2022	1.625%
FHLB	6,000,000.00	6,025,738	9/9/2022	2.000%
FFCB	3,000,000.00	2,993,412	10/11/2022	1.375%
FFCB	5,000,000.00	5,003,819	10/13/2022	1.600%
FHLB	5,000,000.00	5,022,769	12/9/2022	1.875%
FHLB	8,000,000.00	8,021,152	12/9/2022	1.875%
FAMCMTN	8,500,000.00	8,523,948	2/27/2023	1.350%
FHLB	13,000,000.00	13,319,589	3/10/2023	2.125%
FHLB	5,000,000.00	5,145,268	3/10/2023	2.125%
FFCB	5,000,000.00	5,000,000	3/1/2024	0.250%
FFCB	2,000,000.00	1,999,111	3/18/2024	0.300%
FHLB	5,000,000.00	5,000,000	6/7/2024	0.350%
FHLB	5,000,000.00	4,970,369	11/15/2024	1.050%
FHLB	4,000,000.00	3,980,830	2/28/2025	1.750%
FAMCMTN	4,000,000.00	3,950,319	7/28/2025	0.750%
FAMCMTN	5,000,000.00	4,950,975	9/8/2025	0.600%
FHLB	5,000,000.00	4,965,093	2/11/2026	0.580%
FHLB	4,000,000.00	3,925,490	2/24/2026	0.750%
FFCB	5,000,000.00	4,968,730	9/28/2026	0.940%
FHLB	6,000,000.00	5,988,450	11/24/2026	1.250%
FHLB	5,000,000.00	5,124,502	12/11/2026	2.125%
FHLB	4,000,000.00	3,702,935	2/26/2027	0.900%
FHLB	4,000,000.00	4,000,000	3/8/2027	2.375%



CITY *of* CLOVIS

REPORT TO THE CITY COUNCIL

TO: Mayor and City Council

FROM: Planning and Development Services

DATE: June 13, 2022

SUBJECT: Planning and Development Services – Approval – Res. 22-____, Final Map Tract 6339, located at the northwest corner of North Locan Avenue and Teague Avenue (Granville Homes, Inc.).

ATTACHMENTS: 1. Res. 22-____
2. Vicinity Map
3. Copy of Final Map

CONFLICT OF INTEREST

None.

RECOMMENDATION

For the City Council to approve Res. 22-____, which will:

1. Accept the offer of dedication of parcels and public utility easements within Tract 6339; and
2. Authorize the recording of the final map.

EXECUTIVE SUMMARY

The owner, Granville Homes, Inc., acting as the subdivider, has submitted a final map. The improvement plans are being processed by City staff. The improvements to be installed include curb, gutter, sidewalk, streetlights, fire hydrants, street paving, sanitary sewer, water mains, and landscaping. The subject tract is at the northwest corner of North Locan and Teague Avenues. It contains approximately 10 acres and consists of 50 residential units, zoned R-1 and R-1-PRD.

FISCAL IMPACT

The subdivider will be installing curb, gutter, sidewalk, fire hydrants, street paving, sanitary sewer, water mains, and landscaping, which will be perpetually maintained by the City of Clovis. For the streetlights, the City will pay for the power and PG&E will provide the maintenance.

REASON FOR RECOMMENDATION

The subdivision agreement has been executed by the subdivider and all development fees paid or deferred in accordance with the Municipal Code. The agreement provides for the developer

to complete a technically correct map and improvement plans, and to complete all the required improvements in compliance with the conditions of approval. The improvements are adequately secured.

ACTIONS FOLLOWING APPROVAL

The final map will be filed with the Fresno County Recorder's office for recording.

Prepared by: Gene G. Abella, Civil Engineer

Reviewed by: City Manager AA

RESOLUTION 22-___**RESOLUTION OF THE CITY COUNCIL OF THE CITY OF CLOVIS
APPROVING FINAL SUBDIVISION MAP FOR TRACT NO. 6339**

WHEREAS, a final map has been presented to the City Council of the City of Clovis for Tract 6339, by The City of Clovis, a Municipal Corporation; and

WHEREAS, said final tract conforms to the requirements of Chapter 2, Part 2, of Division 4 of the Business and Professions Code and to local ordinances.

NOW, THEREFORE, BE IT RESOLVED by the City Council of the City of Clovis as follows:

1. The final map of Tract 6339, consisting of two (2) sheets, a copy of which is on file with the City Clerk, be and the same is hereby approved.
2. The subdivision improvement plans for said tract have been approved by City Staff.
3. The preliminary Engineer's Cost Estimate of development cost of said tract, a copy of which is on file with the City Clerk, be and the same is hereby approved and adopted as the estimated cost of improvements for said subdivision in the sum of \$937,135.10.
4. The offer and dedication for public use of the parcels and easements specified on said map are accepted by the City of Clovis and the City Clerk is authorized and directed to execute said subdivision map.
5. This Council finds that the proposed subdivision, together with the provisions for its design and improvement, are consistent with applicable general and specific plans of the City of Clovis.
6. Improvement Security, as provided hereunder and in said Subdivision Agreement, is fixed at one hundred percent (100%) of the remaining improvements to be constructed or the sum of \$937,000.00 for guaranteeing specific performance of said agreement and fifty percent (50%) of the remaining improvements or the sum of \$469,000.00 for payment of labor and materials furnished by contractors, subcontractors, labormen and materialmen in connection with the improvements required to be made or constructed by said subdivider in conformity with said subdivision map or said agreement.
7. Subdivider shall furnish a bond in the sum of \$167,700.00 being the amount determined by the City Council of the City as necessary for the guarantee and warranty of the work for a period of one year following the completion and acceptance of the tract against any defective work or labor done, or defective

materials furnished. Said bond is required to be furnished prior to acceptance of the tract by the City Council.

* * * * *

The foregoing resolution was introduced and adopted at a regular meeting of the City Council of the City of Clovis held on June 13, 2022, by the following vote, to wit:

AYES:

NOES:

ABSENT:

ABSTAIN:

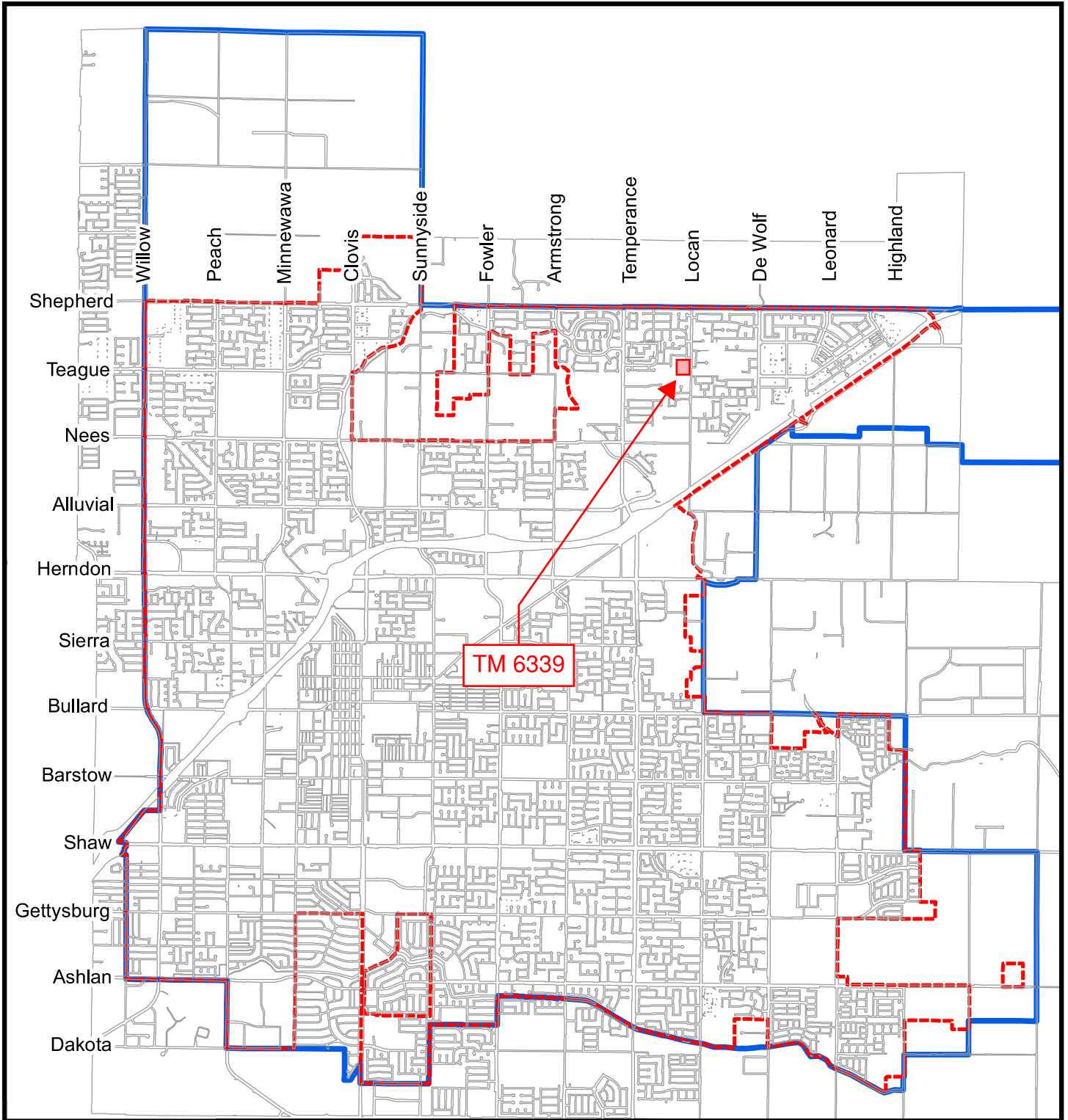
DATED: June 13, 2022

Mayor

City Clerk

VICINITY MAP

TM 6339 (Granville Homes, Inc.)



Attachment 2



TRACT NO. 6339

BEING A MERGER AND RE-SUBDIVISION OF A PORTION OF THE NORTHEAST QUARTER OF SECTION 27, TOWNSHIP 12 SOUTH, RANGE 21 EAST, MOUNT DIABLO BASE AND MERIDIAN IN THE CITY OF CLOVIS, COUNTY OF FRESNO, STATE OF CALIFORNIA SURVEYED AND PLATTED IN OCTOBER 2020, BY BRET A. GIANNETTA CONSISTING OF TWO SHEETS SHEET ONE OF TWO SHEETS



SURVEYOR'S STATEMENT:

THE SURVEY FOR THIS MAP WAS MADE BY ME OR UNDER MY DIRECTION AND IS TRUE AND COMPLETE AS SHOWN. THIS MAP WAS PREPARED BY ME OR UNDER MY DIRECTION AND IS BASED UPON A FIELD SURVEY IN CONFORMANCE WITH THE REQUIREMENTS OF THE SUBDIVISION MAP ACT AND LOCAL ORDINANCE AT THE REQUEST OF DARIUS ASSEMI OCTOBER 1, 2020. I HEREBY STATE THAT ALL THE MONUMENTS ARE OF THE CHARACTER AND OCCUPY THE POSITIONS INDICATED, OR THAT THEY WILL BE SET IN THOSE POSITIONS ON OR BEFORE ONE YEAR OF THE DATE THIS MAP IS RECORDED, OR ANY TIME EXTENSION APPROVED BY THE CITY ENGINEER. THE MONUMENTS ARE, OR WILL BE, SUFFICIENT TO ENABLE THE SURVEY TO BE RETRACED, AND THAT THIS FINAL MAP SUBSTANTIALLY CONFORMS TO THE CONDITIONALLY APPROVED TENTATIVE MAP.

Bret A. Giannetta 3/21/22
BRET A. GIANNETTA, P.L.S. 8177 LIC. EXP. 12/31/22 DATE

OWNER'S STATEMENT

THE UNDERSIGNED, BEING ALL PARTIES HAVING ANY RECORD TITLE INTEREST IN THE LAND WITHIN THIS SUBDIVISION, HEREBY CONSENT TO THE PREPARATION AND RECORDED OF THIS MAP AND OFFER FOR PUBLIC USE THE PARCELS AND EASEMENTS SPECIFIED ON SAID MAP AS INTENDED FOR PUBLIC USE FOR THE PURPOSES SPECIFIED THEREIN.

GRANVILLE HOMES, INC., A CALIFORNIA CORPORATION

BY: [Signature]
DARIUS ASSEMI PRESIDENT

WELLS FARGO BANK, A NATIONAL ASSOCIATION, A NATIONAL BANKING ASSOCIATION, AS BENEFICIARY

BY: Mindi Weber
Mindi Weber, Senior Vice President

LEGAL DESCRIPTION

LOT 7 AND LOT 8 IN BLOCK 1 OF CARSON CALIMYRNA FIG ORCHARDS, RECORDED IN BOOK 7 OF RECORD OF SURVEYS, AT PAGE 50, FRESNO COUNTY RECORDS.

TOGETHER WITH THE RIGHT OF WAY FOR ROAD PURPOSES PREVIOUSLY DEDICATED AS PER THE MAP OF SAID CARSON CALIMYRNA FIG ORCHARDS, VACATED BY THE COUNTY OF FRESNO BY ORDER OF ABANDONMENT, RECORDED AUGUST 28, 1958 IN BOOK 4106, AT PAGE 437, FRESNO COUNTY RECORDS.



CITY ENGINEER'S STATEMENT

I, MICHAEL J. HARRISON, CITY ENGINEER OF THE CITY OF CLOVIS, HEREBY STATE THAT I HAVE EXAMINED THIS MAP, THAT THE SUBDIVISION SHOWN IS SUBSTANTIALLY THE SAME, AS IT APPEARED ON THE TENTATIVE MAP, AND ANY APPROVED ALTERATIONS THEREOF, THAT ALL PROVISIONS OF THE SUBDIVISION MAP ACT AND LOCAL ORDINANCES APPLICABLE AT THE TIME OF APPROVAL OF THE TENTATIVE MAP HAVE BEEN COMPLIED WITH, AND THAT I AM SATISFIED THAT THE MAP IS TECHNICALLY CORRECT.

Michael J. Harrison P.L.S. 8088 EXP. 3/31/22 DATE
CITY ENGINEER

NOTARY ACKNOWLEDGMENT:

A NOTARY PUBLIC OR OTHER OFFICER COMPLETING THIS CERTIFICATE VERIFIES ONLY THE IDENTITY OF THE INDIVIDUAL WHO SIGNED THE DOCUMENT TO WHICH THIS CERTIFICATE IS ATTACHED, AND NOT THE TRUTHFULNESS, ACCURACY, OR VALIDITY OF THAT DOCUMENT.

STATE OF CALIFORNIA
COUNTY OF FRESNO
ON May 23, 2022, BEFORE ME, Liana Leyva, Notary Public
PERSONALLY APPEARED Darius Assemi, WHO
PROVED TO ME ON THE BASIS OF SATISFACTORY EVIDENCE TO BE THE PERSON(S)
WHOSE NAME(S) IS/ARE SUBSCRIBED TO THE WITHIN INSTRUMENT AND ACKNOWLEDGED
TO ME THAT HE/SHE/ THEY EXECUTED THE SAME IN HIS/HER/ THEIR AUTHORIZED
CAPACITY(ES), AND THAT BY HIS/HER/ THEIR SIGNATURE(S) ON THE INSTRUMENT THE
PERSON(S), OR THE ENTITY UPON BEHALF OF WHICH THE PERSON(S) ACTED, EXECUTED
THE INSTRUMENT.

I CERTIFY UNDER PENALTY OF PERJURY UNDER THE LAWS OF THE STATE OF CALIFORNIA THAT THE FOREGOING PARAGRAPH IS TRUE AND CORRECT.

WITNESS MY HAND, [Signature]
SIGNATURE
NAME Liana Leyva
COUNTY OF Fresno
MY COMMISSION EXPIRES August 17, 2022
MY COMMISSION NUMBER 2250637

NOTARY ACKNOWLEDGMENT:

A NOTARY PUBLIC OR OTHER OFFICER COMPLETING THIS CERTIFICATE VERIFIES ONLY THE IDENTITY OF THE INDIVIDUAL WHO SIGNED THE DOCUMENT TO WHICH THIS CERTIFICATE IS ATTACHED, AND NOT THE TRUTHFULNESS, ACCURACY, OR VALIDITY OF THAT DOCUMENT.

STATE OF CALIFORNIA
COUNTY OF FRESNO
ON May 23, 2022, BEFORE ME, Liana Leyva, Notary Public
PERSONALLY APPEARED Mindi Weber, WHO
PROVED TO ME ON THE BASIS OF SATISFACTORY EVIDENCE TO BE THE PERSON(S)
WHOSE NAME(S) IS/ARE SUBSCRIBED TO THE WITHIN INSTRUMENT AND ACKNOWLEDGED
TO ME THAT HE/SHE/ THEY EXECUTED THE SAME IN HIS/HER/ THEIR AUTHORIZED
CAPACITY(ES), AND THAT BY HIS/HER/ THEIR SIGNATURE(S) ON THE INSTRUMENT THE
PERSON(S), OR THE ENTITY UPON BEHALF OF WHICH THE PERSON(S) ACTED, EXECUTED
THE INSTRUMENT.

I CERTIFY UNDER PENALTY OF PERJURY UNDER THE LAWS OF THE STATE OF CALIFORNIA THAT THE FOREGOING PARAGRAPH IS TRUE AND CORRECT.

WITNESS MY HAND, [Signature]
SIGNATURE
NAME Liana Leyva
COUNTY OF Fresno
MY COMMISSION EXPIRES August 17, 2022
MY COMMISSION NUMBER 2250637

THIS PROPERTY IS SUBJECT TO THE FOLLOWING:

1. THE EFFECT OF AN INSTRUMENT ENTITLED "BEFORE THE BOARD OF DIRECTORS OF THE FRESNO METROPOLITAN FLOOD CONTROL DISTRICT RESOLUTION PROVIDING FOR THE RECORDED OF A MAP IDENTIFYING AREAS SUBJECT TO PAYMENT OF DRAINAGE FEES AND/OR REQUIREMENTS TO CONSTRUCT PLANNED LOCAL DRAINAGE FACILITIES" EXECUTED BY FRESNO METROPOLITAN FLOOD CONTROL DISTRICT AND CITY OF FRESNO, RECORDED JULY 31, 1995 AS DOCUMENT NO. 95082128, OFFICIAL RECORDS, OFFICIAL RECORDS.
2. AMENDED NOTICE OF SPECIAL TAX LIEN, ANNEXATION NO. 69, RECORDED JUNE 28, 2021 AS DOCUMENT NO. 2021-010458, FRESNO COUNTY RECORDS.

CITY CLERK'S CERTIFICATE

I, KAREY CHA, DO HEREBY CERTIFY THAT THE COUNCIL OF THE CITY OF CLOVIS BY RESOLUTION ADOPTED ON _____, 2022 APPROVED THE WITHIN MAP AND ACCEPTED SUBJECT TO IMPROVEMENT ON BEHALF OF THE PUBLIC ANY REAL PROPERTY AND EASEMENTS OFFERED FOR DEDICATION FOR PUBLIC USE IN CONFORMITY WITH THE TERMS OF THE OFFER OF DEDICATION.

DATE: _____ BY: KAREY CHA, CITY CLERK

RECORDER'S CERTIFICATE:

DOCUMENT NO. _____ FEE PAID _____
FILED THIS _____ DAY OF _____, 2022 AT _____ IN VOLUME _____ OF PLATS AT PAGES _____ AND _____, FRESNO COUNTY RECORDS, AT THE REQUEST OF BRET A. GIANNETTA

Paul A. Dictos, C.P.A. FRESNO COUNTY ASSESSOR-RECORDER
BY: _____ DEPUTY

Attachment 3

TRACT NO. 6339

BEING A MERGER AND RE-SUBDIVISION OF A PORTION OF THE NORTH-EAST QUARTER OF SECTION 27, TOWNSHIP 12 SOUTH, RANGE 21 EAST, MOUNT Diablo BASE AND MERIDIAN IN THE CITY OF CLOVIS, COUNTY OF FRESNO, STATE OF CALIFORNIA SURVEYED AND PLATTED IN OCTOBER 2020, BY BRETT A. GIANNETTA
**CONSISTING OF TWO SHEETS
 SHEET TWO OF TWO SHEETS**



CURVE	DELTA	RADIUS	LENGTH
C1	18°05'51"	50.00'	15.72'
C2	122°49'37"	52.00'	114.18'
C3	05°48'50"	52.00'	5.25'
C4	47°50'01"	52.00'	43.44'
C5	38°21'20"	52.00'	34.81'
C6	33°48'26"	52.00'	30.68'
C7	17°58'45"	50.00'	15.67'
C8	11°28'42"	48.00'	9.65'
C9	122°51'38"	52.00'	111.50'
C10	12°19'55"	52.00'	11.15'
C11	36°15'49"	52.00'	32.91'
C12	36°15'48"	52.00'	32.91'
C13	38°05'06"	52.00'	34.52'
C14	21°33'55"	48.00'	18.00'
C15	102°10'27"	48.00'	8.61'
C16	11°12'53"	48.00'	9.40'
C17	11°21'53"	50.00'	9.92'
C18	71°15'21"	52.00'	64.68'
C19	48°30'15"	52.00'	42.25'
C20	24°41'06"	52.00'	22.42'

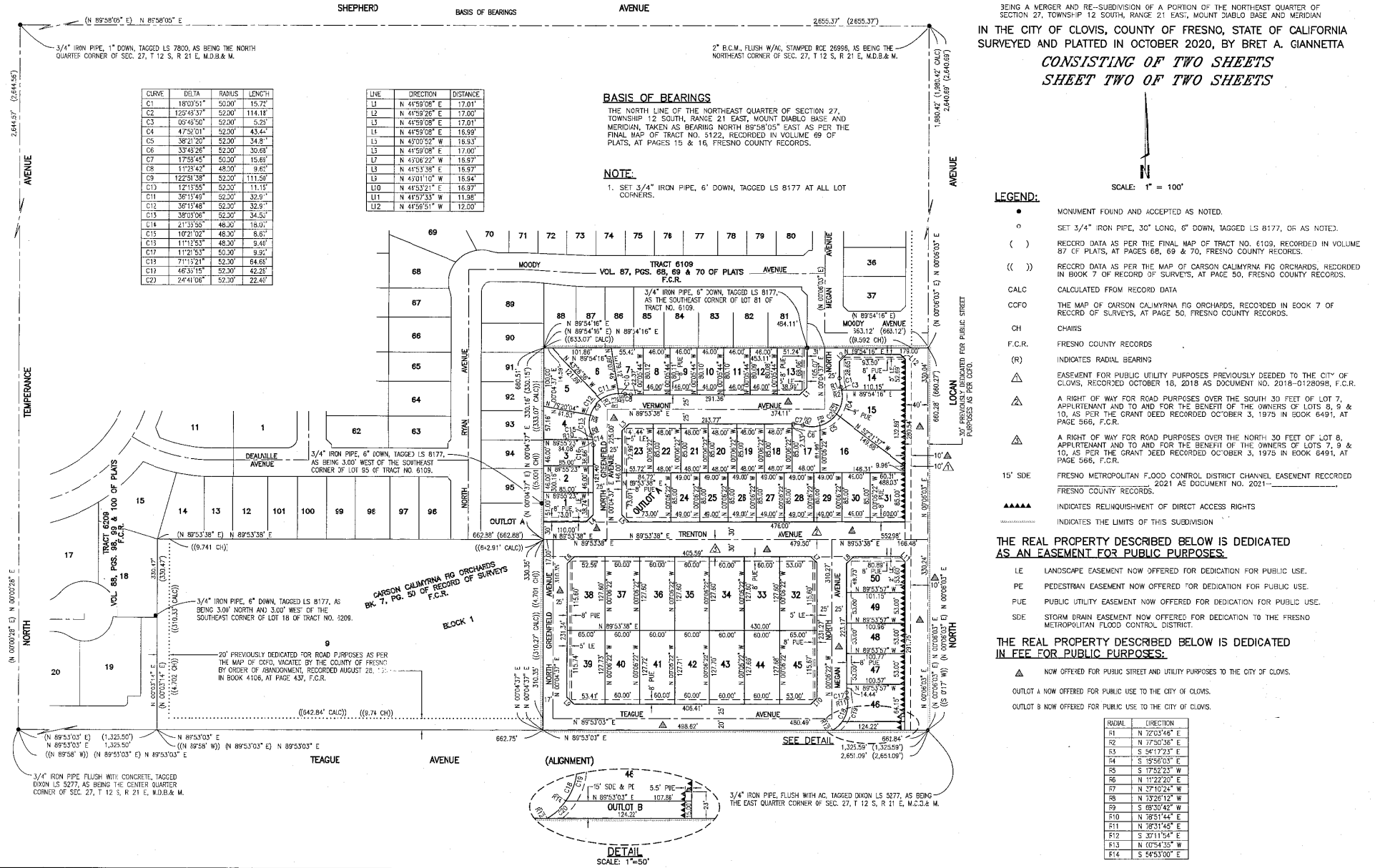
LINE	DIRECTION	DISTANCE
L1	N 44°50'08" E	17.00'
L2	N 44°50'26" E	17.00'
L3	N 44°50'08" E	17.00'
L4	N 44°53'28" E	18.59'
L5	N 45°00'52" W	18.53'
L6	N 44°50'08" E	17.00'
L7	N 47°06'22" W	18.87'
L8	N 47°33'58" E	18.97'
L9	N 43°01'10" W	18.94'
L10	N 44°53'21" E	18.97'
L11	N 44°57'33" W	11.98'
L12	N 44°56'51" W	12.00'

BASIS OF BEARINGS

THE NORTH LINE OF THE NORTH-EAST QUARTER OF SECTION 27, TOWNSHIP 12 SOUTH, RANGE 21 EAST, MOUNT Diablo BASE AND MERIDIAN, TAKEN AS BEARING NORTH 89°58'05" EAST AS PER THE FINAL MAP OF TRACT NO. 5122, RECORDED IN VOLUME 69 OF PLATS, AT PAGES 15 & 16, FRESNO COUNTY RECORDS.

NOTE:

1. SET 3/4" IRON PIPE, 6" DOWN, TAGGED LS B177 AT ALL LOT CORNERS.



LEGEND:

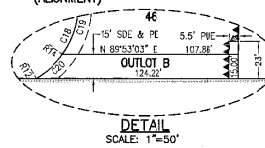
- MONUMENT FOUND AND ACCEPTED AS NOTED.
- o SET 3/4" IRON PIPE, 30" LONG, 6" DOWN, TAGGED LS B177, OR AS NOTED.
- () RECORD DATA AS PER THE FINAL MAP OF TRACT NO. E109, RECORDED IN VOLUME 87 OF PLATS, AT PAGES 68, 69 & 70, FRESNO COUNTY RECORDS.
- (()) RECORD DATA AS PER THE MAP OF CARSON CALIFORNIA FIG ORCHARDS, RECORDED IN BOOK 7 OF RECORD OF SURVEYS, AT PAGE 50, FRESNO COUNTY RECORDS.
- CALC CALCULATED FROM RECORD DATA
- CGFO THE MAP OF CARSON CALIFORNIA FIG ORCHARDS, RECORDED IN BOOK 7 OF RECORD OF SURVEYS, AT PAGE 50, FRESNO COUNTY RECORDS.
- CH CHAIRS
- F.C.R. FRESNO COUNTY RECORDS
- (R) INDICATES RADIAL BEARINGS
- △ EASEMENT FOR PUBLIC UTILITY PURPOSES PREVIOUSLY DEEDED TO THE CITY OF CLOVIS, RECORDED OCTOBER 18, 2018 AS DOCUMENT NO. 2018-0128098, F.C.R.
- △ A RIGHT OF WAY FOR ROAD PURPOSES OVER THE SOUTH 30 FEET OF LOT 7, APPLICANT AND TO AND FOR THE BENEFIT OF THE OWNERS OF LOTS 8, 9 & 10, AS PER THE GRANT DEED RECORDED OCTOBER 3, 1975 IN BOOK 6491, AT PAGE 566, F.C.R.
- △ A RIGHT OF WAY FOR ROAD PURPOSES OVER THE NORTH 30 FEET OF LOT 8, APPLICANT AND TO AND FOR THE BENEFIT OF THE OWNERS OF LOTS 7, 9 & 10, AS PER THE GRANT DEED RECORDED OCTOBER 3, 1975 IN BOOK 6491, AT PAGE 566, F.C.R.
- 15' SDE FRESNO METROPOLITAN FLOOD CONTROL DISTRICT CHANNEL EASEMENT RECORDED 2021 AS DOCUMENT NO. 2021-_____
- ▲▲▲▲ INDICATES RELINQUISHMENT OF DIRECT ACCESS RIGHTS
- INDICATES THE LIMITS OF THIS SUBDIVISION

THE REAL PROPERTY DESCRIBED BELOW IS DEDICATED AS AN EASEMENT FOR PUBLIC PURPOSES:

- LE LANDSCAPE EASEMENT NOW OFFERED FOR DEDICATION FOR PUBLIC USE.
- PE PEDESTRIAN EASEMENT NOW OFFERED FOR DEDICATION FOR PUBLIC USE.
- PUE PUBLIC UTILITY EASEMENT NOW OFFERED FOR DEDICATION FOR PUBLIC USE.
- SDE STORM DRAIN EASEMENT NOW OFFERED FOR DEDICATION TO THE FRESNO METROPOLITAN FLOOD CONTROL DISTRICT.

THE REAL PROPERTY DESCRIBED BELOW IS DEDICATED IN FEE FOR PUBLIC PURPOSES:

- △ NOW OFFERED FOR PUBLIC STREET AND UTILITY PURPOSES TO THE CITY OF CLOVIS.
- OUTLET A NOW OFFERED FOR PUBLIC USE TO THE CITY OF CLOVIS.
- OUTLET B NOW OFFERED FOR PUBLIC USE TO THE CITY OF CLOVIS.



RADIAL	DIRECTION
R1	N 72°03'46" E
R2	N 75°50'36" E
R3	S 84°17'23" E
R4	S 15°50'03" E
R5	S 17°52'23" W
R6	N 11°22'20" E
R7	N 27°10'24" W
R8	N 73°26'12" W
R9	S 83°34'42" W
R10	N 85°11'44" E
R11	N 78°31'48" E
R12	S 37°11'54" E
R13	N 07°54'35" W
R14	S 54°53'00" E



CITY of CLOVIS

REPORT TO THE CITY COUNCIL

TO: Mayor and City Council

FROM: Planning and Development Services

DATE: June 13, 2022

SUBJECT: Planning and Development Services – Approval – Res. 22-____, Annexation of Proposed Tract 6339, located at the northwest corner of North Locan Avenue and Teague Avenue to the Landscape Maintenance District No. 1 of the City of Clovis (Granville Homes, Inc.).

ATTACHMENTS: 1. Res. 22-____

CONFLICT OF INTEREST

None.

RECOMMENDATION

For the City Council to approve Res. 22-____, which will annex proposed Tract 6339, located at the northwest corner of North Locan Avenue and Teague Avenue to the Landscape Maintenance District (LMD) No. 1 of the City of Clovis.

EXECUTIVE SUMMARY

The owner, Granville Homes, Inc., acting as the subdivider, has requested to be annexed to the LMD No. 1 of the City of Clovis as set forth by the Conditions of Approval for Tentative Tract 6339.

BACKGROUND

Granville Homes, Inc., the developer of Tract 6339, has executed a covenant that this development be annexed to the City of Clovis, LMD No. 1. An executed copy can be provided on request. Council formed the original District on July 15, 1985, for the purpose of funding the maintenance of landscaped areas and parks.

Under the provisions of the Landscaping and Lighting Act of 1972 and in accordance with Article XIII C and Article XIII D of Proposition 218, all the owners of property proposed for annexation have provided a written request and consent to annexation and have executed a covenant (petition) indicating acceptance of the annual assessment.

FISCAL IMPACT

This project will add landscaping to the LMD No. 1 of the City of Clovis shown as follows:

	<u>Tract 6339</u>	<u>Year to Date</u>
LMD Landscaping added:	0.127 acres	8.142 acres
Resource needs added:	0.013 persons	0.814 persons

The resource needs estimate is based on 1 person per 10 acres of landscaped area.

REASON FOR RECOMMENDATION

The property owners for the subject tract have requested annexation into the City of Clovis LMD No. 1.

ACTIONS FOLLOWING APPROVAL

Tract 6339 shall become a part of City of Clovis LMD No. 1 and will be assessed next year for maintenance costs.

Prepared by: Gene G. Abella, Civil Engineer

Reviewed by: City Manager AA

RESOLUTION 22-___

**RESOLUTION OF THE COUNCIL OF THE CITY OF CLOVIS, CALIFORNIA,
APPROVING ANNEXATION TO LANDSCAPING MAINTENANCE DISTRICT NO. 1
OF THE CITY OF CLOVIS**

WHEREAS, City of Clovis Landscape Maintenance District No. 1 ("District") was formed by Resolution No. 85-78, adopted July 15, 1985, pursuant to Part 2 of Division 15 of the Streets and Highways Code (Landscape and Lighting Act of 1972), herein the "Act"; and

WHEREAS, all of the owners of property proposed to be annexed to the District consisting of proposed Tract No. 6339, as described in Attachment "A" attached hereto and incorporated herein by reference, have consented to said annexation and such annexation may be ordered without notice and hearing or filing of engineer's report, or both.

NOW, THEREFORE, IT IS RESOLVED AND ORDERED, as follows:

1. That the public interest and convenience require that certain property described in Attachment "A" attached hereto and by reference incorporated herein be annexed into Landscape Maintenance District No. 1 of the City of Clovis for the maintenance and servicing of landscaping facilities; and
2. The City Clerk shall receive and file the maps showing the boundaries of the areas annexed as set forth in Attachment A which boundaries shall be used for assessment proceedings until and unless a change of organization is approved pursuant to the Act.

* * * * *

The foregoing resolution was introduced and adopted at a regular meeting of the City Council of the City of Clovis held on June 13, 2022, by the following vote, to wit.

AYES:
NOES:
ABSENT:
ABSTAIN:

DATED: June 13, 2022

Mayor

City Clerk

ATTACHMENT A

Legal Description

Lots 1 through 50, inclusive, of Tract Map 6339 recorded in Volume _____ of Plats at Pages _____ through _____, Fresno County Records.



CITY *of* CLOVIS

REPORT TO THE CITY COUNCIL

TO: Mayor and City Council

FROM: Administration

DATE: June 13, 2022

SUBJECT: Consider Introduction – Ord. 22-____, An ordinance amending section 3.3.403 of the Clovis Municipal Code pertaining to the increase of the Transient Occupancy Tax rate.

Staff: John Holt, City Manager

Recommendation: Approve

ATTACHMENTS: 1. Ordinance 22-____

CONFLICT OF INTEREST

None.

RECOMMENDATION

For the City Council to approve the introduction of Ordinance 22-____, amending section 3.3.403 of the Clovis Municipal Code pertaining to the increase of the Transient Occupancy Tax rate.

EXECUTIVE SUMMARY

At the June 6, 2022, City Council meeting, the City Council called a special municipal election to present a ballot measure proposing a two percent (2%) increase to the existing Transient Occupancy Tax (TOT or Hotel Tax) in Clovis – a proposed increase from 10% to 12%. The proposed TOT increase and ballot measure is for a general tax, available for general fund use and not legally restricted to a particular use.

Should the voters approve the measure, an ordinance amending the Transient Occupancy Tax rate must be in place for the collection of the tax following approval by a simple majority (50%+1). Staff has prepared an ordinance amending section 3.3.403 of the Clovis Municipal Code pertaining to the increase of the TOT rate to reflect the two percent (2%) increase to be voted on at the November 8, 2022, election. The proposed ordinance will be conditioned upon approval of the tax increase measure by the voters at the election.

FISCAL IMPACT

If the proposed TOT rate increase measure is approved by the voters, it is expected to initially raise approximately \$500,000 annually in additional general fund revenue. That additional revenue will increase in the future with additional hotels and higher room rates.

REASON FOR RECOMMENDATION

Should the voters approve the ballot measure, an ordinance amending the Transient Occupancy Tax rate must be in place for the collection of the tax following approval by a simple majority.

ACTIONS FOLLOWING APPROVAL

Staff will return at the June 20, 2022, City Council meeting to request for Council's approval to adopt the ordinance.

Prepared by: Karey Cha, City Clerk

Reviewed by: City Manager *[Signature]*

ORDINANCE NO. 22-____

**AN ORDINANCE OF THE CITY COUNCIL OF THE CITY OF CLOVIS
AMENDING SECTION 3.3.403 OF THE CLOVIS MUNICIPAL CODE
PERTAINING TO THE INCREASE OF THE TRANSIENT OCCUPANCY TAX
RATE**

WHEREAS, the City Council of the City of Clovis (“City”) has called a special municipal election for a ballot measure (“Measure”) for a two percent (2%) increase to the City’s transient occupancy tax, for a total rate of twelve percent (12%), to be submitted to the voters of the City at the November 8, 2022, statewide general election; and

WHEREAS, should the voters approve the Measure, an ordinance amending the transient occupancy tax rate must be in place for the collection of the tax following approval by a majority vote of the qualified electors of the City voting in an election on the issue; and

WHEREAS, the City Council desires to adopt an ordinance, reflecting the additional transient occupancy tax rate, contingent upon the voters approving the Measure.

NOW, THEREFORE, the City Council of the City of Clovis does hereby ordain as follows:

SECTION 1. Codification of Increased Transient Occupancy Tax. Section 3.3.403 of the Clovis Municipal Code is hereby amended to read as follows:

Section 3.3.403: Tax imposed.

- (a) For the privilege of occupancy in any hotel on and after January 1, 2023, each transient is subject to, and shall pay, a tax in the amount of twelve percent (12%) of the rent charged by the operator or paid by the transient, whichever is greater.
- (b) The tax shall be charged on the full rental rate regardless of whether the operator has an arrangement with a travel company to sell a room or block of rooms to the travel company at a discounted rate and regardless of whether the transient paid the rent directly to the operator or through a travel company.
- (c) The transient shall pay the tax to the operator of the hotel at the time the rent is paid. Such tax shall constitute a debt owed to the City, which debt shall be extinguished only by payment to the operator or to the City.

SECTION 2. Termination Date. The authority to levy the tax imposed by this ordinance has no sunset date and shall continue until ended by voters.

SECTION 3. City Council Authority to Amend. This is a City Council sponsored Measure, and pursuant to Section 9217 of the California Elections Code, the City Council expressly reserves the right and authority to amend the ordinance and any portion of Chapter 3.3 of the City’s Municipal Code to further the purposes and intent of the ordinance (including but not limited to amendment for more efficient administration as determined by the City Council) in any manner that does not increase a tax rate, or otherwise constitute a tax increase for which voter approval is required by Article XIII C of the California Constitution.

SECTION 3. Effective and Adoption Date; Contingency on Voter Approval. This ordinance relates to the levying and collection of City transient occupancy taxes and shall not take effect, be sent for publication, or considered adopted, unless the City Council declares that the voters of the City of Clovis have approved the Measure by a vote of no less than a majority of the votes cast by the electors voting on the Measure at the General Municipal Election held on Tuesday, November 8, 2022, and shall go into effect ten (10) days thereafter.

SECTION 4. Severability. If any provision of this ordinance or the application thereof to any person or circumstance is held invalid, the remainder of the ordinance and the application of such provision to other persons or circumstances shall not be affected thereby.

APPROVED: June 13, 2022

_____ Mayor	_____ City Clerk
* * * * *	* * * * *

The foregoing Ordinance was introduced and read at a regular meeting of the City Council held on June 13, 2022, and was adopted at a regular meeting of said Council held on June 20, 2022, by the following vote, to wit:

- *
 - AYES:
 - NOES:
 - ABSENT:
 - ABSTAIN:

DATED: June 20, 2022

City Clerk



CITY of CLOVIS

REPORT TO THE CITY COUNCIL

TO: Mayor and City Council

FROM: Administration

DATE: June 13, 2022

SUBJECT: Consider Review and Approval - Res. 22-____, 2022-2023 City of Clovis Annual Budget, Five Year Capital Improvement Program, and Information regarding the Clovis Successor Agency.

- a) Finance Department (Jay Schengel)
- b) City Council/City Attorney/City Manager/City Clerk (Andrew Haussler/Karey Cha/Jesse Velez)
- c) Police Department (Curt Fleming)
- d) Fire Department (John Binaski)
- e) Public Utilities Department (Scott Redelfs)
- f) Planning and Development Services/Community Investment Program (Renee Mathis)
- g) General Services (Shonna Halterman)
- h) Community and Economic Development/Successor Agency (Andrew Haussler)

Recommendation: Approve

ATTACHMENTS: 1. Res. 22-____

CONFLICT OF INTEREST

None.

RECOMMENDATION

Consider review and approval of the City of Clovis Annual Budget, Five Year Capital Improvement Program, and information regarding the Clovis Successor Agency. This item was introduced on May 16, 2022 and continued to the meeting of June 13, 2022. Staff is recommending the Council open the public hearing for departmental review and comment, continue the public hearing, and adopt the budget resolution no later than June 30, 2022.

EXECUTIVE SUMMARY

The 2022-2023 Annual Budget for general operations and capital improvement programs for the City of Clovis in the amount of \$297.5 million is balanced using current revenues, anticipated

rate increases and capital reserves and is hereby submitted, in accordance with the Clovis Municipal Code.

The 2022-2023 Annual Budget was developed to grow the City's operations to address growth and provide targeted investments in the City in older neighborhoods to improve the quality of life for its residents. Compared to the past few years, this is a welcome return from those restrained budgets due to the economic uncertainty of the pandemic. The major challenge in the current budget, and years to come, is focused on the \$93.6 million General Fund budget. Sales and property taxes make up 90% of the total General Fund discretionary revenues. Staff is estimating an ending General Fund emergency reserve balance for June 30, 2022, of \$21 million, or 22% of the General Fund expenditures.

BACKGROUND

Sales tax revenues were higher than projected during the last fiscal year, largely due to the shift in online shopping which was exacerbated by the pandemic. California's AB 147, the Marketplace Facilitator's Act, also provided vigorous gains in the county pools due to online purchases, of which the City receives a share. Although recent acceleration to online buying should continue growing sales tax revenues, future gains are anticipated to subside to levels moderately better than historical levels. Sales taxes comprise approximately 44% of total General Fund discretionary revenue and largely support public safety services.

Property taxes are expected to continue to rise with the strong residential housing market driving growth. Commercial property tax revenues will be closely monitored as they may be impacted by the accelerated shift to online shopping and remote office work. The normal Proposition 13 increases direct that assessed valuation of property may only increase by a maximum rate of 2% annually or by the Consumer Price Index (CPI), whichever is lower, and by the recapture of previous Proposition 8 automatic declines processed in prior years. Property taxes, including property tax in-lieu of motor vehicle license fees, comprise the main discretionary revenue source for General Fund operations. These property-related taxes represent approximately 46% of total General Fund discretionary revenue and largely support public safety services.

One of the keys for the long-term fiscal health of a growing community like Clovis is to accumulate savings sufficient to fund an emergency reserve that would adequately protect the City against an unexpected catastrophic event and protect City services until other options could be implemented during a rapid economic downturn. The emergency reserve is being maintained with 22%, or \$21 million.

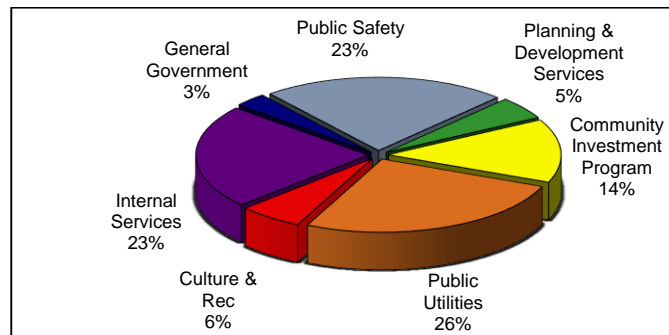
Enterprise operations and other funds need to be self-balancing with sufficient reserves to meet service obligations and debt coverage. All enterprise operations and other funds are balanced. In addition, Sewer and Water operations have an authorized 3% rate escalator and Community Sanitation operations have an authorized 4% rate escalator. Sewer will implement the rate increase in this year's budget and the full \$7.30 bond surcharge will be rebated. Water will implement the authorized 3% increase and has two rate schedules: one for normal conditions and one for drought conditions. This year's budget anticipates normal conditions. Community Sanitation will have a 4% increase for recycling and green waste services, and a 1.5% decrease

for refuse service. Each year, staff evaluates all Enterprise Funds to determine if any rate adjustments are necessary.

The Transit Enterprise remains fully funded and, with the City’s population exceeding 100,000, Transit will receive the entire allocation of Local Transportation Funding.

The 2022-2023 Annual Budget for all funds totals \$297.5 million and is balanced using current revenues, anticipated rate increases, and capital reserves. This budget represents an 20% decrease compared to estimated expenditures for 2021-2022, due primarily to several large capital projects being completed in the current year and not reflected in the proposed budget. A summary of expenditures by function is provided below:

General Government	\$ 8,838,800
Public Safety	69,893,200
Planning & Development Services	14,873,500
Community Investment Program	43,021,000
Public Utilities	75,386,100
Culture & Rec.	18,531,500
Internal Services	66,943,300
TOTAL	<u><u>\$ 297,487,400</u></u>



The General Fund, which is the only source of discretionary funding used for basic government services such as public safety, streets, parks, recreation, and senior services, is budgeted to increase 8% above estimated expenditures for 2021-2022. Department budgets are proposed to increase due to budget increases for core services as well as additional salary and benefit costs. Total current revenue in the General Fund is estimated at \$96.3 million and expenditures of \$93.6 million are being proposed.

FISCAL IMPACT

In accordance with the Municipal Code, and in compliance with State law, the City Council is required to adopt a balanced, annual budget for each fiscal year by June 30. The annual budget provides a spending plan for the upcoming year that is balanced with expenditures kept in line with revenues, and the use of emergency reserves includes a five-year capital investment plan for the community.

REASON FOR RECOMMENDATION

The City Council must conduct a public hearing to provide an opportunity for the public to comment on the proposed annual budget; must review the proposal to determine that the financial plan fairly represents the fiscal policies and priorities of the City Council; and is required by local ordinance, in compliance with state law, to adopt a balanced budget by no later than June 30, 2022. If the Council fails to adopt a budget by that date, then the City Manager’s proposed budget will automatically become effective to avoid any interruption in City operations, but no capital projects or capital purchases would be allowed until final action by the City Council.

ACTIONS FOLLOWING APPROVAL

On May 16, 2022, the 2022-2023 City of Clovis Annual Budget was presented and recommended opening the public hearing for departmental review and comment, continue the public hearings to June 13, 2022, and adopt the budget resolution no later than June 30, 2022. The recommended Annual Budget has been available for review by the public since May 16, 2022 on the City's website found at www.cityofclovis.com.

Prepared by: Andrew Haussler, Assistant City Manager

Reviewed by: City Manager *AH*

RESOLUTION 22-

A RESOLUTION OF THE CITY COUNCIL OF THE CITY OF CLOVIS APPROVING THE ANNUAL BUDGET FOR FISCAL YEAR 2022-2023, ORDERING TRANSFERS, AND ADOPTING THE SUMMARY OF APPROPRIATIONS BY FUND AND DEPARTMENT AND OTHER NECESSARY ACTIONS RELATED TO APPROVING THE 2022-2023 BUDGET

WHEREAS, the City Council is required to adopt the Budget by June 30 of each year; and

WHEREAS, the Council has conducted a public hearing on the recommended 2022-2023 Budget; and

WHEREAS, the adoption of Proposition 111 on June 5, 1990, requires the Council adopt an Appropriation Limit; and

WHEREAS, the Council intends to establish the City's Appropriation Limit in conformance with the provisions of Proposition 111; and

WHEREAS, the City Council finds it necessary to adopt the 2022-2023 Budget.

NOW, THEREFORE BE IT RESOLVED, by the City Council of the City of Clovis as follows:

1. The 2022-2023 Annual Budget and corresponding Personnel Allocation is approved.
2. The City Council approves and orders the transfer of monies in and out of various funds as set forth in the "Notes to Resources and Appropriations Summary" of said 2022-2023 Budget Book.
3. The "Summary of Expenditures/Expenses 2022-2023 by Department within Fund-Legal Level of Budgetary Control" attached as Exhibit "A" is approved.
4. The Appropriation Limit as calculated and shown on Page 9 of the 2022-2023 Budget book is approved for \$373,733,758.
5. The Council orders that any budget savings or unanticipated revenue be transferred to reserves in accordance with the Appropriation Limit.
6. Any amendments to the appropriations as may be subsequently approved by the Council shall be in conformance with Section 2-8.11, Section 2-8.13 and Section 2-8.17 of the Clovis Municipal Code.

7. The City Council orders that \$21,000,000 of the Fund Balance from the City's General Fund be designated as Emergency Reserve.
8. The City Council approves the Five-Year Capital Improvement Program that is included within the Annual Budget.
9. The updated Monthly Salary Schedules by bargaining group are attached as Exhibit "B".
10. The Clovis Redevelopment Successor Agency's information is included in the City budget and accounting systems for administrative purposes and is shown on Exhibit A.
11. The City Council will implement the approved 3% annual increase in sewer user rates and will refund in full the \$7.30 per month sewer bond surcharge thereby adopting the fees itemized in Exhibit C.
12. The City Council will implement the approved annual 4% increase in rates for residential recycling and greenwaste and a 1.5% decrease will be implemented for the refuse program as shown in Exhibit D.
13. The City Council will implement the approved increase in street sweeping rates from \$2.25 to \$2.75 per month.
14. The City Council will implement the approved 3% annual increase in water user rates thereby adopting the fees itemized in Exhibit E. The non-drought rates on Exhibit E will be in effect for 2022-2023.

* * * * *

The foregoing Resolution was introduced and adopted at a regular meeting of the City Council of the City of Clovis held on June 13, 2022, the following vote, to wit:

AYES:
 NOES:
 ABSENT:
 ABSTAIN:

Dated: June 13, 2022

Mayor

City Clerk

City of Clovis
 Summary of Expenditures/Expenses 2022-2023
 By Department within Fund-Legal Level of Budgetary Control

FUND	DEPARTMENT										City 2021-2022 Total	Clovis Successor Agency
	City Council	City Attorney	City Manager	General Services	Finance	Planning & Dev Serv	Police	Fire	Public Utilities	Capital Improvements		
GENERAL												
General Fund	\$ 394,500	\$ 1,113,000	\$ 2,666,300	\$ 3,514,900	\$ 3,765,200		\$ 47,843,700	\$ 22,049,500	\$ 12,236,300		\$ 93,583,400	
SPECIAL REVENUE FUNDS												
Housing & Community Development			307,800								307,800	
Landscape Assessment District								4,693,000			4,693,000	
Community Facilities Dist 2020-1								32,700			32,700	
Total Special Revenue			307,800					4,725,700			5,033,500	
INTERNAL SERVICE FUNDS												
Liability & Property Insurance				5,126,000							5,126,000	
Employee Benefits				35,605,200							35,605,200	
Fleet Maintenance								11,547,000			11,547,000	
General Government Services			5,672,500	8,992,600							14,665,100	
Total Internal Service			5,672,500	49,723,800				11,547,000			66,943,300	
ENTERPRISE FUNDS												
Community Sanitation								25,604,100			25,604,100	
Wastewater								18,632,500			18,632,500	
Water								21,073,900			21,073,900	
Transit				8,722,200							8,722,200	
Planning & Development Services						14,873,500					14,873,500	
Total Enterprise				8,722,200		14,873,500		65,310,500			88,906,200	
CAPITAL IMPROVEMENT FUNDS												
Sewer Construction												
Capital-Enterprise										140,000	140,000	
Capital-Developer										7,014,000	7,014,000	
Park Projects										1,543,000	1,543,000	
Street Construction										17,832,000	17,832,000	
Water Construction												
Capital-Enterprise										870,000	870,000	
Capital-Developer										6,499,000	6,499,000	
Housing & Community Development										7,635,000	7,635,000	
Community Sanitation Construction										1,000,000	1,000,000	
General Government Facilities										488,000	488,000	
Total Capital Improvement										43,021,000	43,021,000	
Citywide Grand Totals	\$ 394,500	\$ 1,113,000	\$ 8,646,600	\$ 61,960,900	\$ 3,765,200	\$ 14,873,500	\$ 47,843,700	\$ 22,049,500	\$ 93,819,500	\$ 43,021,000	\$ 297,487,400	

Clovis Successor Agency Grand Total

\$ 1,367,000

EXHIBIT A

CITY OF CLOVIS

FFA Monthly Salary Schedule - July 1, 2021

Revised 7/1/2021

2% Wage Increase

Code	Position	Grade	Step 1	Step 2	Step 3	Step 4	Step 5
2125	Firefighter (Base)	100	6,562	6,890	7,235	7,597	7,977
2150	Firefighter (2.5%) Ed Incent		6,726	7,062	7,416	7,787	8,176
MOU 30.2	30 Fire Science Units	CDH 1120	164.00	172.00	181.00	190.00	199.00
		PP	82.00	86.00	90.50	95.00	99.50
2175	Firefighter (5.0%) Ed Incent		6,894	7,239	7,601	7,982	8,380
MOU 30.2	Fire Certification or	CDH 1121	332.00	349.00	366.00	385.00	403.00
	AA, AS, BA, BS Degree	PP	166.00	174.50	183.00	192.50	201.50
2225	Fire Engineer (Base)	200	7,268	7,631	8,013	8,414	8,835
2250	Fire Engineer (2.5%) Ed In		7,450	7,822	8,213	8,624	9,056
MOU 30.2	30 Fire Science Units	CDH 1120	182.00	191.00	200.00	210.00	221.00
		PP	91.00	95.50	100.00	105.00	110.50
2275	Fire Engineer (5.0%) Educ Inc		7,636	8,018	8,418	8,840	9,282
MOU 30.2	Fire Certification or	CDH 1121	368.00	387.00	405.00	426.00	447.00
	AA, AS, BA, BS Degree	PP	184.00	193.50	202.50	213.00	223.50
2325	Fire Captain (Base)	300	8,484	8,908	9,353	9,821	10,312
2350	Fire Captain (2.5%) Educ Inc		8,696	9,131	9,587	10,067	10,570
MOU 30.2	30 Fire Science Units	CDH 1120	212.00	223.00	234.00	246.00	258.00
		PP	106.00	111.50	117.00	123.00	129.00
2375	Fire Captain (5.0%) Ed Inc		8,913	9,359	9,827	10,319	10,834
MOU 30.2	Fire Certification or	CDH 1121	429.00	451.00	474.00	498.00	522.00
	AA, AS, BA, BS Degree	PP	214.50	225.50	237.00	249.00	261.00
2200	Prevention Captain (Base)	350	9,121	9,577	10,056	10,559	11,087
2210	Prevention Captain 2.5% Ed In		9,349	9,816	10,307	10,823	11,364
MOU 30.2	30 Fire Science Units	CDH 1120	228.00	239.00	251.00	264.00	277.00
		PP	114.00	119.50	125.50	132.00	138.50
2220	Prevention Captain 5.0% Educ		9,583	10,061	10,565	11,094	11,648
MOU 30.2	Fire Certification or	CDH 1121	462.00	484.00	509.00	535.00	561.00
	AA, AS, BA, BS Degree	PP	231.00	242.00	254.50	267.50	280.50
2800	Training Captain (Base)	350	9,121	9,577	10,056	10,559	11,087
2810	Training Captain (2.5%)		9,349	9,816	10,307	10,823	11,364
MOU 30.2	30 Fire Science Units	CDH 1120	228.00	239.00	251.00	264.00	277.00
		PP	114.00	119.50	125.50	132.00	138.50
2820	Training Captain (5.0%)		9,583	10,061	10,565	11,094	11,648
MOU 30.2	Fire Certification or	CDH 1121	462.00	484.00	509.00	535.00	561.00
	AA, AS, BA, BS Degree	PP	231.00	242.00	254.50	267.50	280.50

Prevention Captain and Training Captain positions are filled by Fire Captains

CITY OF CLOVIS

CPOA - Monthly Salary Schedule - July 1, 2021

Revised 7/1/21

Code Trainees
 as PERS MISC
 not PERS Safety

2% Wage Increase

Code	Position	Grade	Step 1	Step 2	Step 3	Step 4	Step 5
4025	Police Officer (Trainee)	100	4,079	4,283	4,497	4,722	4,958
4050	Police Officer (Recruit)	250	6,182	6,491	6,816	7,157	7,515
4125	Police Officer (Base)	300	7,017	7,368	7,736	8,123	8,529
4150	Police Officer (2.5%) Ed Inc		7,192	7,552	7,929	8,326	8,742
	AP or	CDH 1120	175.00	184.00	193.00	203.00	213.00
	AA-AS/IP or AA-AS/AP	PP	87.50	92.00	96.50	101.50	106.50
4175	Police Officer (5.0%) Ed Inc		7,368	7,736	8,123	8,529	8,955
	MA-MS or BA-BS no post or	CDH 1121	351.00	368.00	387.00	406.00	426.00
	BA-BS/IP	PP	175.50	184.00	193.50	203.00	213.00
4180	Police Officer (7.5%) Ed Inc		7,543	7,921	8,316	8,732	9,169
	MA-MS/AP or	CDH 1122	526.00	553.00	580.00	609.00	640.00
	BA-BS/AP	PP	263.00	276.50	290.00	304.50	320.00
4225	Police Corporal (Base)	350	7,920	8,316	8,732	9,169	9,627
4250	Police Corporal (2.5%) Ed Inc		8,118	8,524	8,950	9,398	9,868
	AP or	CDH 1120	198.00	208.00	218.00	229.00	241.00
	AA-AS/IP or AA-AS/AP	PP	99.00	104.00	109.00	114.50	120.50
4275	Police Corporal (5.0%) Ed Inc		8,316	8,732	9,169	9,627	10,108
	MA-MS or BA-BS no post or	CDH 1121	396.00	416.00	437.00	458.00	481.00
	BA-BS/IP	PP	198.00	208.00	218.50	229.00	240.50
4280	Police Corporal (7.5%) Ed Inc		8,514	8,940	9,387	9,857	10,349
	MA-MS/AP or	CDH 1122	594.00	624.00	655.00	688.00	722.00
	BA-BS/AP	PP	297.00	312.00	327.50	344.00	361.00
4325	Police Sergeant (Base)	400	9,131	9,588	10,067	10,570	11,099
4350	Police Sergeant (2.5%) Ed Inc		9,359	9,828	10,319	10,834	11,376
	AP or	CDH 1120	228.00	240.00	252.00	264.00	277.00
	AA-AS/IP or AA-AS/AP	PP	114.00	120.00	126.00	132.00	138.50
4375	Police Sergeant (5.0%) Ed Inc		9,588	10,067	10,570	11,099	11,654
	MA-MS or BA-BS no post or	CDH 1121	457.00	479.00	503.00	529.00	555.00
	BA-BS/IP	PP	228.50	239.50	251.50	264.50	277.50
4380	Police Sergeant (7.5%) Ed Inc		9,816	10,307	10,822	11,363	11,931
	MA-MS/AP or	CDH 1122	685.00	719.00	755.00	793.00	832.00
	BA-BS/AP	PP	342.50	359.50	377.50	396.50	416.00

CITY OF CLOVIS
CPWEA - Monthly Salary Schedule - July 1, 2021

Revised 7/1/21

2% Wage Increase

Code	Position	Grade	Step 1	Step 2	Step 3	Step 4	Step 5
1040	Assistant Building Technician	600	5,366	5,634	5,916	6,212	6,523
1080	Asst Water Systems Technician	670	5,474	5,748	6,035	6,337	6,654
1130	Building Maintenance Leadworker	800	6,016	6,317	6,633	6,965	7,313
1140	Building Maintenance Worker	300	4,512	4,738	4,975	5,224	5,485
1160	Disposal Leadworker	800	6,016	6,317	6,633	6,965	7,313
1175	Electrician	900	6,430	6,752	7,090	7,445	7,817
1200	Equipment Mechanic	650	5,456	5,729	6,015	6,316	6,632
1240	Equipment Mechanic Assistant	450	5,077	5,331	5,598	5,878	6,172
1280	Equipment Operator	700	5,633	5,915	6,211	6,522	6,848
1320	Equipment Service Worker	300	4,512	4,738	4,975	5,224	5,485
1360	Fleet Maintenance Leadworker	800	6,016	6,317	6,633	6,965	7,313
1370	Fleet Maintenance Service Writer	350	4,752	4,990	5,240	5,502	5,777
1400	Landfill Leadworker	800	6,016	6,317	6,633	6,965	7,313
1440	Maintenance Leadworker	800	6,016	6,317	6,633	6,965	7,313
1480	Maintenance Worker	150	4,009	4,209	4,419	4,640	4,872
1520	Meter Reader	200	4,530	4,757	4,995	5,245	5,507
1560	Parks Maintenance Leadworker	800	6,016	6,317	6,633	6,965	7,313
1600	Parks Sr. Maintenance Worker	400	5,067	5,320	5,586	5,865	6,158
1640	Parts Clerk	350	4,752	4,990	5,240	5,502	5,777
1720	Senior Maintenance Worker	400	5,067	5,320	5,586	5,865	6,158
1760	Senior Sanitation Operator	550	5,212	5,473	5,747	6,034	6,336
1800	Street Sweeper Operator	500	5,160	5,418	5,689	5,973	6,272
1820	Utility Worker	100	3,189	3,348	3,515	3,691	3,876
1840	Water Systems Technician	850	6,134	6,441	6,763	7,101	7,456
1860	Water Treatment Plant Operator	850	6,134	6,441	6,763	7,101	7,456

CITY OF CLOVIS
CEA - Monthly Salary Schedule - July 1, 2021

Revised 7/1/2021

2% Wage Increase

Code	Position	Grade	Step 1	Step 2	Step 3	Step 4	Step 5
5060	Administrative Assistant	490	4,928	5,174	5,433	5,705	5,990
5375	Custodian	090	3,490	3,665	3,848	4,040	4,242
5795	Principal Account Clerk	340	4,300	4,515	4,741	4,978	5,227
5805	Principal Office Assistant	340	4,300	4,515	4,741	4,978	5,227
5826	Recreation Leader	040	3,189	3,348	3,515	3,691	3,876
5830	Recreation Specialist	310	4,212	4,423	4,644	4,876	5,120
5840	Sr Center Nutrition Services Worker	180	3,557	3,735	3,922	4,118	4,324
5930	Senior Custodian	110	3,932	4,129	4,335	4,552	4,780
5860	Staff Analyst	200	4,681	4,915	5,161	5,419	5,690

CITY OF CLOVIS

CPSEA - Monthly Salary Schedule - July 1, 2021

Revised 7/1/2021
2 % Wage Increase

Code	Position	Grade	Step 1	Step 2	Step 3	Step 4	Step 5
5076	Animal Control Officer	330	4,407	4,627	4,858	5,101	5,356
5081	Animal Services Aide	090	3,387	3,556	3,734	3,921	4,117
5301	Community Service Officer	460	4,943	5,190	5,450	5,723	6,009
5356	Crime Specialist	600	6,139	6,446	6,768	7,106	7,461
5481	Digital Forensic Analyst	760	7,190	7,550	7,928	8,324	8,740
5554	Fire & Life Safety Specialist	760	7,190	7,550	7,928	8,324	8,740
5635	Fire Inspector I	550	5,405	5,675	5,959	6,257	6,570
5636	Fire Inspector II	560	6,020	6,321	6,637	6,969	7,317
5664	Lead Public Safety Dispatcher	565	5,815	6,106	6,411	6,732	7,069
5786	Police Service Officer	450	5,077	5,331	5,598	5,878	6,172
5809	Property and Evidence Technician	350	4,607	4,837	5,079	5,333	5,600
5820	Public Safety Dispatcher	450	5,077	5,331	5,598	5,878	6,172
5875	Senior Animal Control Officer	430	5,048	5,300	5,565	5,843	6,135
5976	Senior Property/Evidence Technician	440	5,043	5,295	5,560	5,838	6,130
5979	Senior Systems Video Analyst	760	7,190	7,550	7,928	8,324	8,740
5981	Systems Video Technician	390	4,492	4,717	4,953	5,201	5,461

CITY OF CLOVIS

CPTA - Monthly Salary Schedule - July 1, 2021

Revised 10/1/2021

Add City Surveyor Position

Code	Position	Grade	Step 1	Step 2	Step 3	Step 4	Step 5
5126	Assistant Planner	570	5,984	6,283	6,597	6,927	7,273
5151	Associate Planner	650	6,758	7,096	7,451	7,824	8,215
5176	Building Inspector	610	6,041	6,343	6,660	6,993	7,343
5161	Business Workflow Analyst	760	7,190	7,550	7,928	8,324	8,740
5162	Business Workflow Specialist	555	5,459	5,732	6,019	6,320	6,636
5228	City Surveyor	660	8,116	8,522	8,948	9,395	9,865
5230	Civil Engineer	660	8,116	8,522	8,948	9,395	9,865
5627	Engineer I	640	6,665	6,998	7,348	7,715	8,101
5105	Engineer II	750	7,528	7,904	8,299	8,714	9,150
5526	Engineering Inspector	590	6,018	6,319	6,635	6,967	7,315
5551	Engineering Technician	450	4,927	5,173	5,432	5,704	5,989
5561	Geographic Info Sys Analyst	630	6,537	6,864	7,207	7,567	7,945
5564	Geographic Info Sys Specialist	555	5,459	5,732	6,019	6,320	6,636
5566	Geographic Info Sys Technician	390	4,492	4,717	4,953	5,201	5,461
5576	Housing Program Coordinator	780	7,380	7,749	8,136	8,543	8,970
5681	Permit Technician	355	4,576	4,805	5,045	5,297	5,562
5726	Planning Technician I	370	4,491	4,716	4,952	5,200	5,460
5751	Planning Technician II	530	5,118	5,374	5,643	5,925	6,221
5776	Plans Examiner	590	6,018	6,319	6,635	6,967	7,315
5901	Senior Building Inspector	690	6,825	7,166	7,524	7,900	8,295
5936	Senior Engineering Inspector	670	6,799	7,139	7,496	7,871	8,265
5951	Senior Engineering Technician	560	5,568	5,846	6,138	6,445	6,767

CITY OF CLOVIS

CTFP - Monthly Salary Schedule - July 1, 2021

Revised 12/1/2021

Add Sr Info Tech Specialist

Code	Position	Grade	Step 1	Step 2	Step 3	Step 4	Step 5
5027	Accountant	710	6,862	7,205	7,565	7,943	8,340
5592	Information Technology Analyst	630	6,537	6,864	7,207	7,567	7,945
5594	Information Technology Specialist	555	5,459	5,732	6,019	6,320	6,636
5597	Information Technology Technician	390	4,669	4,902	5,147	5,404	5,674
5847	Senior Accountant	770	7,205	7,565	7,943	8,340	8,757
5857	Senior Accounting Systems Technician	560	5,568	5,846	6,138	6,445	6,767
5962	Senior Information Technology Analyst	760	7,754	8,142	8,549	8,976	9,425
5963	Senior Information Technology Specialist	720	6,028	6,329	6,645	6,977	7,326

CITY OF CLOVIS

TEBU - Monthly Salary Schedule - July 1, 2021

Revised 7/1/2021

2% Wage Increase

Code	Position	Grade	Step 1	Step 2	Step 3	Step 4	Step 5
5201	Bus Driver	150	3,622	3,803	3,993	4,193	4,403
5661	Lead Bus Driver	190	4,273	4,487	4,711	4,947	5,194
5986	Transit Dispatcher	250	4,345	4,562	4,790	5,030	5,282

CITY OF CLOVIS
MANAGEMENT (MSC) - Monthly Salary Schedule - July 1, 2021

2/16/2022

Add Landfill Supervisor

Code	Position	Grade	Step 1	Step 2	Step 3	Step 4	Step 5
6010	Accounting Supervisor	220	7,875	8,269	8,682	9,116	9,572
6020	= Assistant City Manager	820	13,899	14,594	15,324	16,090	16,895
6100	Assist. Dir. Of Planning and Develop.	670	11,795	12,385	13,004	13,654	14,337
6050	Assistant Finance Director	640	11,455	12,028	12,629	13,260	13,923
6670	Assistant Public Utilities Director	670	11,795	12,385	13,004	13,654	14,337
6365	Battalion Chief	610	10,831	11,373	11,942	12,539	13,166
6150	Building Official	520	10,502	11,027	11,578	12,157	12,765
6220	Business Development Manager	280	8,674	9,108	9,563	10,041	10,543
6025	City Clerk	190	7,128	7,484	7,858	8,251	8,664
6120	City Engineer	640	11,455	12,028	12,629	13,260	13,923
6160	= City Manager	899	18,246	19,158	20,116	21,122	22,178
6780	City Planner	520	10,502	11,027	11,578	12,157	12,765
6180	Communications Supervisor	220	7,875	8,269	8,682	9,116	9,572
6270	= Community & Economic Develop. Directo	700	13,037	13,689	14,373	15,092	15,847
6225	Construction Manager	250	8,587	9,016	9,467	9,940	10,437
6228	Crime Analysis Supervisor	220	7,875	8,269	8,682	9,116	9,572
6145	Deputy Building Official/Plan Checker	385	9,075	9,529	10,005	10,505	11,030
6430	= Deputy City Manager	850	11,230	11,792	12,382	13,001	13,651
6230	Deputy City Planner	400	9,387	9,856	10,349	10,866	11,409
6240	Deputy Finance Director	580	10,958	11,506	12,081	12,685	13,319
6368	Deputy Fire Chief	680	11,840	12,432	13,054	13,707	14,392
6580	Deputy Police Chief	650	12,679	13,313	13,979	14,678	15,412
6540	= Director of Planning & Development Serv	700	13,037	13,689	14,373	15,092	15,847
6255	Engineering Program Supervisor	220	7,875	8,269	8,682	9,116	9,572
6251	Executive Assistant	100	5,581	5,860	6,153	6,461	6,784
6235	Facilities Maint & Purchasing Manager	385	9,075	9,529	10,005	10,505	11,030
6280	Facilities Maintenance Supervisor	220	7,875	8,269	8,682	9,116	9,572
6330	= Finance Director	700	13,037	13,689	14,373	15,092	15,847
6385	= Fire Chief	730	13,090	13,745	14,432	15,154	15,912
6395	Fleet Manager	250	8,587	9,016	9,467	9,940	10,437
6410	= General Services Director	700	13,037	13,689	14,373	15,092	15,847
6411	General Services Manager	460	10,129	10,635	11,167	11,725	12,311
6434	Deputy Director of Info Technology	460	10,129	10,635	11,167	11,725	12,311
6438	Information Technology Supervisor	230	8,752	9,190	9,650	10,133	10,640
6442	Landfill Supervisor	220	7,875	8,269	8,682	9,116	9,572
6420	Management Analyst	190	7,128	7,484	7,858	8,251	8,664
6445	Parks Manager	250	8,587	9,016	9,467	9,940	10,437
6470	Personnel/Risk Manager	550	10,536	11,063	11,616	12,197	12,807
6480	Personnel Technician	100	5,581	5,860	6,153	6,461	6,784
6520	Plan/Develop Administrative Manager	270	8,672	9,106	9,561	10,039	10,541
6570	Police Captain	670	11,795	12,385	13,004	13,654	14,337
6600	= Police Chief	820	13,899	14,594	15,324	16,090	16,895
6630	Police Lieutenant	625	11,090	11,645	12,227	12,838	13,480
6645	Police Services Manager	460	10,129	10,635	11,167	11,725	12,311
6650	Property & Evidence Supervisor	220	7,875	8,269	8,682	9,116	9,572
6672	Public Affairs & Information Manager	460	10,129	10,635	11,167	11,725	12,311
6675	Public Information Officer	195	7,344	7,711	8,097	8,502	8,927
6680	= Public Utilities Director	790	13,654	14,337	15,054	15,807	16,597
6720	Records Supervisor	220	7,875	8,269	8,682	9,116	9,572
6730	Recreation Coordinator	130	5,923	6,219	6,530	6,857	7,200
6743	Recreation Supervisor	220	7,875	8,269	8,682	9,116	9,572
6790	Senior Planner	280	8,674	9,108	9,563	10,041	10,543
6835	Solid Waste Manager	270	8,672	9,106	9,561	10,039	10,541
6825	Special Projects and Life Safety Mgr	420	10,172	10,681	11,215	11,776	12,365

CITY OF CLOVIS
MANAGEMENT (MSC) - Monthly Salary Schedule - July 1, 2021

2/16/2022

Unit 6

AGENDA ITEM NO. 9.

Add Landfill Supervisor

Code	Position	Grade	Step 1	Step 2	Step 3	Step 4	Step 5
6845	Street Maintenance Manager	250	8,587	9,016	9,467	9,940	10,437
6095	Supervising Civil Engineer	370	9,062	9,515	9,991	10,491	11,016
6850	Supervisor of Animal Services	220	7,875	8,269	8,682	9,116	9,572
6885	Transit Supervisor	220	7,875	8,269	8,682	9,116	9,572
6895	Utilities Manager	260	9,020	9,471	9,945	10,442	10,964
6950	Water Production Manager	260	9,020	9,471	9,945	10,442	10,964

* New Position / = Executive Management

EXHIBIT C

Clovis Sewer Monthly Charges

Residential Rates	7/1/22
SFR per unit	\$22.77
MFR & Mobile Home per unit	\$17.69
Pretreatment per residential unit	\$0.06
Sewer Bond Charge per residential unit	\$7.30
Rebate (2021-22) per residential unit	(\$7.30)
School Rates	
Elementary school per student	\$8.49
Middle school per student	\$12.50
High school per student	\$16.71
College per student	\$3.89
Pretreatment per school connection	\$3.95
Commercial Rates	
Low per 1,000 gallons	\$2.95
Medium per 1,000 gallons	\$3.32
High (markets, convenience, mortuaries)	\$7.05
High (bakeries, ice cream, restaurant, hotels)	\$7.00
Industrial Rates	
Low - per 1,000 gallons	\$2.946
High - per 1,000 gallons	\$2.368
High – per lb BOD	\$0.337
High - per lb SS	\$0.364
Minimum commercial or industrial flow charge per account	\$17.69
Pretreatment charge per commercial or industrial unit	
Category I	\$27.54
Category II	\$4.05
Category III	\$1.29
Sewer Bond Charge per school, commercial or industrial connection	\$7.30
Rebate per school, commercial or industrial connection	(\$7.30)

Exhibit D

Residential Curbside Refuse Rates:

Basic Service (96-gallon)	\$25.42
Basic Service (48-gallon)	\$24.15
Additional Service (96-gallon)	\$12.71

Residential Recycling Rates:

Basic Service (96-gallon)	\$4.43
Additional Service (96-gallon)	\$4.43

Residential Curbside Organics Rates:

Basic Service (96-gallon)	\$6.50
Additional Service (96-gallon)	\$6.50

Commercial Refuse Rates:

1-yard commercial bin service:

No. of bins:	Once a week	Twice a week	Three times a week	Four times a week	Five times a week	Six times a week
1	\$71.60	\$143.20	\$214.80	\$286.40	\$358.00	\$429.60
2	\$143.20	\$286.40	\$429.60	\$572.80	\$716.00	\$859.20
3	\$214.80	\$429.60	\$644.40	\$859.20	\$1,074.00	\$1,288.80
4	\$286.40	\$572.80	\$859.20	\$1,145.60	\$1,432.00	\$1,718.40
5	\$358.00	\$716.00	\$1,074.00	\$1,432.00	\$1,790.00	\$2,148.00

2-yard commercial bin service:

No. of bins:	Once a week	Twice a week	Three times a week	Four times a week	Five times a week	Six times a week
1	\$125.37	\$250.74	\$376.11	\$501.48	\$626.85	\$752.22
2	\$250.74	\$501.48	\$752.22	\$1,002.96	\$1,253.70	\$1,504.44
3	\$376.11	\$752.22	\$1,128.33	\$1,504.44	\$1,880.55	\$2,256.66
4	\$501.48	\$1,002.96	\$1,504.44	\$2,005.92	\$2,507.40	\$3,008.88
5	\$626.85	\$1,253.70	\$1,880.55	\$2,507.40	\$3,134.25	\$3,761.10

3-yard commercial bin service:

No. of bins:	Once a week	Twice a week	Three times a week	Four times a week	Five times a week	Six times a week
1	\$186.05	\$372.10	\$558.15	\$744.20	\$930.25	\$1,116.30
2	\$372.10	\$744.20	\$1,116.30	\$1,488.40	\$1,860.50	\$2,232.60
3	\$558.15	\$1,116.30	\$1,674.45	\$2,232.60	\$2,790.75	\$3,348.90
4	\$744.20	\$1,488.40	\$2,232.60	\$2,976.80	\$3,721.00	\$4,465.20
5	\$930.25	\$1,860.50	\$2,790.75	\$3,721.00	\$4,651.25	\$5,581.50

Additional Service (extra bin):	\$36.44
Commercial Can Service:	\$35.76

EXHIBIT E

Clovis Water Rates Bi-Monthly		
	7/1/2022	7/1/2022
	Non-drought	Drought
Residential		
Dwelling Unit Charge	\$25.36	\$25.36
Water Use		
Tier 1 (0-23) (\$/kgal)	\$1.04	\$1.23
Tier 2 (23-40) (\$/kgal)	\$1.73	\$2.50
Tier 3 (40+) (\$/kgal)	\$2.12	\$3.17
Tarpey Unmetered (65kgal)-(63kgal)		
Tarpey Large Lot	\$6.11	\$6.11
Tarpey Excess Use Charges (\$/kgal)	\$2.12	\$2.97
Commercial		
1" or smaller	\$20.41	\$20.41
1 1/2"	\$27.15	\$27.15
2"	\$37.49	\$37.49
3"	\$74.25	\$74.25
4"	\$186.77	\$186.77
6"	\$744.97	\$744.97
8"	\$1,320.58	\$1,320.58
10"	\$2,068.86	\$2,068.86
Commercial Water Use		
Tier 1 (0-23) (\$/kgal)	\$1.04	\$1.23
Tier 2 (23+) (\$/kgal)	\$1.41	\$1.67
Recycled Water		
2"	\$37.49	\$37.49
3"	\$74.25	\$74.25
4"	\$186.77	\$186.77
6"	\$744.97	\$744.97
8"	\$1,320.58	\$1,320.58
10"	\$2,068.86	\$2,068.86
Recycled Water Use (\$/kgal)	\$0.65	\$0.68
Construction Water	\$127.25	\$158.45